



**City of Navasota**  
**Budget 2019-2020**  
**10-01-2019**



Bert Miller



Josh Fultz



Geoff Horn



Grant Holt



Bernie Gessner

## City of Navasota Key Officials

### **Bert Miller – Mayor**

Combined Council/Boards Length of Service: 19 years

Business/Occupation: Vice-President of Miller Insurance Agency

### **Grant Holt – Mayor Pro-Tem**

Combined Council/Boards Length of Service: 11 year

Business/Occupation: Owner Lindley-Robertson-Holt-Funeral Home

### **Geoff Horn, – Councilmember**

Combined Council/Boards Length of Service: 10 years

Business/Occupation: Architect

### **Josh Fultz– Councilmember**

Combined Council/Boards Length of Service: 6 years

Business/Occupation: Hospitality Director

### **Bernie Gessner- Councilmember**

Combined Council/Boards Length of Service: 12 years

Business/Occupation: Retired Businessman

### **Brad Stafford – City Manager**

Education: Bachelor of Science

Employment: Twenty-Six (26) years of municipal government/management experience

### **Shawn Myatt—Assistant City Manager/Police Chief**

Education: Bachelor of Science (pending)

Employment: Twenty-One (21) years of municipal government/management experience

### **Lance Hall – Director of Finance**

Education: Bachelor of Business Administration

Employment: Twelve (12) years of municipal government experience

### **Susie Homeyer – City Secretary/Human Resource Director**

Education: Anderson-Shiro I.S.D.

Employment: Thirty-Six (36) years of municipal government experience

# City of Navasota

## Fiscal Year 2019-2020

### Budget Cover Page

This budget will raise more revenue from property taxes than last year's budget by an amount of \$278,286, which is a 12.53 percent increase from last year's budget. The property tax revenue to be raised from new property added to the tax roll this year is \$94,412.

The members of the governing body voted on the budget as follows:

**FOR:** Mayor Bert Miller, Mayor Pro-Tem Grant Holt, Council Member Josh Fultz, Council Member Geoff Horn  
Council Member Bernie Gessner

**AGAINST:**

**PRESENT** and not voting:

**ABSENT:**

#### Property Tax Rate Comparison

	<b>2019-2020</b>	<b>2018-2019</b>
Property Tax Rate:	\$0.5693/100	\$0.5542/100
Effective Tax Rate:	\$0.5249/100	\$0.5255/100
Effective Maintenance & Operations Tax Rate:	\$0.4410/100	\$0.4177/100
Rollback Tax Rate:	\$0.5694/100	\$0.5543/100
Debt Rate:	\$0.0845/100	\$0.0929/100

Total debt obligation for City of Navasota secured by property taxes: \$8,380,000



## THE CITY OF NAVASOTA COUNCIL LEADERSHIP POLICY

*It is the desire of the Navasota City Council to demonstrate responsible leadership by:*

- (a) Establishing a 2027 Strategic Growth Map for the City of Navasota.*
- (b) Assuring stable and effective city operations.*
- (c) Developing and adopting policies that will guide the growth of the City of Navasota.*
- (d) Facilitating private/public sector partnerships at the local, regional, state and federal level that will invest in the future of Navasota.*
- (e) Ensuring all Navasota boards, commissions and committees are aligned with the Council's growth policies.*



*Vision Statement:*

*Navasota 2027: What America Wants To Be  
"A beautiful, progressive, vibrant, service-oriented,  
close-knit community filled with  
historical charm and promise for people and business."*

*Mission Statement:*

*"To guide Navasota's growth in a way that maintains  
our heritage, culture, and uniqueness while  
maximizing our economic and social development."*

**ORDINANCE NO. 899-19**

**AN ORDINANCE ADOPTING THE BUDGET FOR THE FISCAL YEAR  
BEGINNING OCTOBER 1, 2019 AND ENDING SEPTEMBER 30, 2020  
FOR THE CITY OF NAVASOTA, TEXAS.**

**WHEREAS**, pursuant to the laws of the State of Texas and Article VIII, Section 2 of the City Charter of the City of Navasota, the City Manager of Navasota prepared this budget covering income and expenditures for the fiscal year 2019-2020, and caused Notice of Hearing on same to be published as required by law; and

**WHEREAS**, public hearings were held by the City Council of the City of Navasota, Texas, on said proposed budget on September 09, 2019 and September 23, 2019, at which time said budget was fully considered, and interested taxpayers were heard by said City Council, which said proposed budget with changes are made a part thereof;

**NOW THEREFORE, BE IT ORDAINED** by the City Council of the City of Navasota, Texas as follows:

**SECTION 1.** That the budget hereto attached, is made a part hereof, and hereby approved as the official budget covering the City of Navasota's operation during the fiscal year beginning October 1, 2019 and ending September 30, 2020, and income and expenditures of the said city and during such time shall be on the basis of said budget.

**SECTION 2.** That the City Manager and/or Finance Director is authorized to invest any funds not needed for current use, whether operating funds or bond funds, as approved by the City of Navasota Investment Policy and in accordance with State Law.

**SECTION 3.** That the City Manager be and is hereby authorized to make intra and inter department fund transfers during the fiscal year as becomes necessary in order to avoid over expenditure of a particular budget item.

**PASSED AND APPROVED ON THE FIRST READING THIS THE 9<sup>TH</sup> DAY OF  
SEPTEMBER, 2019.**

  
**BERT MILLER, MAYOR**

**ATTEST:**

  
\_\_\_\_\_  
**SUSIE M. HOMEYER, CITY SECRETARY**



**PASSED, APPROVED AND ADOPTED ON THE SECOND AND FINAL  
READING THIS THE 23<sup>RD</sup> DAY OF SEPTEMBER, 2019.**

  
\_\_\_\_\_  
**BERT MILLER, MAYOR**

**ATTEST:**

  
\_\_\_\_\_  
**SUSIE M. HOMEYER, CITY SECRETARY**



**ORDINANCE NO. 900-19**

**AN ORDINANCE LEVYING TAXES FOR THE SUPPORT OF THE CITY OF NAVASOTA, TEXAS ESTABLISHING THE RATE OF TAXATION AND THE PERCENTAGE OF ACTUAL VALUE OF THE PROPERTY TO BE USED, FOR AND DURING THE 2019 TAX YEAR, AND PROVIDING FOR THE PAYMENT OF CERTAIN BONDED INDEBTEDNESS, TOGETHER WITH REQUIRED INTEREST AND SINKING FUNDS, AND PROVIDING FOR A LIEN ON REAL AND PERSONAL PROPERTY TO SECURE THE PAYMENT OF TAXES ASSESSED, REPEALED ALL ORDINANCES, OR PART OF ORDINANCES CONFLICTING HEREWITH.**

**THEREFORE, BE IT ORDAINED by the City Council of the City of Navasota, Texas as follows:**

**SECTION 1.** There is hereby levied and shall be collected for all lawful purposes for the 2019 tax year an Ad Valorem tax rate of (\$.5693) on the one hundred dollar (\$100.00) cash value thereof in lawful currency of the United States on all property real or personal, owned in this city on the 1<sup>st</sup> day of January 2019 A.D., except so much as may be exempted by the Constitution and laws of this State and the United States. Said cash value to be established in the manner prescribed by law.

It is further ordered that levy of the tax shall be collected on the basis of 100 percent (100%) of the actual market value legally established on all property both real and personal.

The said above tax levy shall be budgeted in the approximate amounts listed below:

<b>GENERAL FUND</b>	<b>\$0.4848</b>
<b>INTEREST AND SINKING FUND</b>	<b>\$0.0845</b>
<b>TOTAL TAX RATE PER \$100.00</b>	<b>\$0.5693</b>

**SECTION 2.** That all taxes collected by the Grimes County Appraisal District on behalf of the City and Districts for which it is collecting taxes, shall be payable on October 1 and if such taxes are not paid in full on or before January 31, of the succeeding year, the following penalties shall be payable.

During the month of February, seven percent (7%); during the month of March, nine percent (9%); during the month of April, eleven percent (11%); during the month of May, thirteen percent (13%); during the month of June, fifteen percent (15%); and after the first day of July, eighteen percent (18%) and all delinquent taxes shall bear interest at the rate of one percent (1%) each

month thereafter, until paid. Also there shall be an attorney's fee of fifteen percent (15%) collected according to Chapter 11 Article 11.02 Property Tax Sec 11.02.01 Charges for collection of delinquent taxes, Subsection (f) in the Code of Ordinances of the City of Navasota

**SECTION 3.** There is hereby fixed on each and every item of taxable property a lien for the purpose of securing the certain payment of taxes assessed, against any item of property against which a tax is assessed hereunder until such tax together with all interest, shall be paid.


**SECTION 4. "THIS TAX RATE WILL RAISE MORE TAXES FOR MAINTENANCE AND OPERATIONS THAN LAST YEAR'S TAX RATE. THE TAX RATE WILL EFFECTIVELY BE RAISED BY 10.60 PERCENT AND WILL RAISE TAXES FOR MAINTENANCE AND OPERATIONS ON A \$100,000 HOME BY \$44.40.**

**SECTION 5.** All ordinances or parts of ordinances inconsistent or in conflict with the provisions of the ordinance shall be and the same are hereby expressly repealed.

**PASSED AND APPROVED ON FIRST READING THIS THE 09<sup>TH</sup> DAY OF SEPTEMBER, 2019.**

  
**BERT MILLER, MAYOR**

**ATTEST:**


  
**SUSIE M. HOMEYER, CITY SECRETARY**



**PASSED, APPROVED AND ADOPTED ON SECOND AND FINAL READING THIS THE 23<sup>RD</sup> DAY OF SEPTEMBER, 2019**

  
**BERT MILLER, MAYOR**

**ATTEST:**

  
**SUSIE M. HOMEYER, CITY SECRETARY**



**ORDINANCE NO. 903-19**

**AN ORDINANCE OF THE CITY OF NAVASOTA, TEXAS AMENDING APPENDIX A, ARTICLE A5.000, PUBLIC WORKS; OF THE CODE OF ORDINANCES, OF THE CITY OF NAVASOTA, TEXAS REGARDING FEE SCHEDULES; PROVIDING FOR A SEVERABILITY CLAUSE; PROVIDING FOR A REPEALER CLAUSE; PROVIDING FOR AN EFFECTIVE DATE; FINDING PROPER NOTICE OF MEETING; AND PROVIDING FOR CERTIFICATION OF ADOPTION.**

- WHEREAS,** the City Council of the City of Navasota previously adopted certain provisions relating to fee schedules; and
- WHEREAS,** the City Council desires to amend certain regulations applicable to the fee schedules; and
- WHEREAS,** the City Council finds and determines that it is in the best interest of the City to adopt the regulations as set forth herein below in order to protect the financial stability of the City;

**NOW THEREFORE, be it ordained by the City Council of the City of Navasota, Texas:**

**SECTION 1. FINDINGS INCORPORATED**

The findings set forth above are incorporated into the body of this ordinance as if fully set forth herein.

**SECTION 2.**

Appendix A, A5.000 Public Works, Sec. A5.003, A5.004, and A5.005, and of the City of Navasota Code of Ordinances is hereby amended to read as follows:

**Sec. A5.003 Monthly Water Rates.**

- (a) Residential:
- (1) Inside city limits:
- (A) Monthly base rate: \$15.07.
- (B) Each 100 gallons: \$0.51.

- (2) Outside city limits:
  - (A) Monthly base rate: \$22.52.
  - (B) Each 100 gallons: \$0.78.
  
- (b) Commercial:
  - (1) Inside city limits:
    - (A) Monthly base rate: \$28.75.
    - (B) Each 100 gallons: \$0.51.
  
  - (2) Outside city limits:
    - (A) Monthly base rate: \$43.13.
    - (B) Each 100 gallons: \$0.78.
  
- (c) Industrial:
  - (1) Inside city limits:
    - (A) Monthly base rate: \$41.08.
    - (B) Each 100 gallons: \$0.51.
  
  - (2) Outside city limits:
    - (A) Monthly base rate: \$61.64.
    - (B) Each 100 gallons: \$0.78.
  
- (d) Navasota Independent School District:
  - (1) Monthly base rate: \$28.75.
  - (2) Each 100 gallons: \$0.51.
  
- (e) Nursing homes:
  - (1) Monthly base rate: \$15.07.
  - (2) Each 100 gallons: \$0.51.
  
- (f) Airport hangars.
  - (1) Monthly base rate: \$14.91.

- (2) Each 100 gallons: \$0.51.
  - (3) Commercial monthly base rate: \$28.46.
  - (4) Each 100 gallons: \$0.51.
- (g) Capital Improvement Fee.  
 Fee to be charged to each customer monthly.
- (1) ¾" meter: \$2.00
  - (2) 1" meter: \$3.00
  - (3) 2" meter: \$6.00
  - (4) 3" meter: \$8.00
  - (5) 4" meter: \$10.00
  - (6) 6" meter: \$12.00

**Sec. A5.004 Monthly gas rates**

- (a) Residential and commercial - inside city limits:
  - (1) Monthly base rate: \$11.26.
  - (2) Charge per mcf: \$3.62 plus cost of gas.
- (b) Residential and commercial - outside city limits:
  - (1) Monthly base rate: \$16.86.
  - (2) Charge per mcf: \$5.45 plus cost of gas.
- (c) Small industrial - inside city limits (0 mcf–399 mcf):
  - (1) Monthly base rate: \$10.42.
  - (2) Charge per mcf: \$3.62 plus cost of gas.
- (d) Industrial - inside city limits (400 mcf–1,000 mcf):
  - (1) Monthly base rate: \$14.18.
  - (2) Charge per mcf: \$3.62 plus cost of gas.
- (e) Small industrial – outside city limits
  - (1) Monthly base rate: \$15.44.
  - (2) Charge per mcf: \$4.99 plus cost of gas.
- (f) Industrial – outside city limits (400 mcf–1,000 mcf):
  - (1) Monthly base rate: \$21.27.
  - (2) Charge per mcf: \$4.44 plus cost of gas.

- (g) Industrial customers (more than 1,000 mcf per month):
  - (1) Monthly base rate: \$40.68 plus cost of gas.
  - (2) Charge per mcf: \$2.61 plus cost of gas, or city manager may negotiate charges according to usage.
- (h) Navasota Independent School District:
  - (1) Monthly base rate: \$11.26.
  - (2) Charge per mcf: \$3.59 plus cost of gas.
- (i) Sales tax is added to all gas sales where applicable.
- (j) Airport hangars.
  - (1) Residential and commercial monthly base rate: \$11.26 plus cost of gas.
  - (2) Charge per mcf: \$3.62 plus cost of gas.

**Sec. A5.005 Monthly Sewer Rates**

- (a) Residential (based upon winter averaging (December, January, and February) for the prior year, not to exceed 18,000 gallons):
  - (1) Inside city limits:
    - (A) Minimum base rate (includes 3,000 gallons): \$25.02.
    - (B) Each 1,000 gallons over 3,000 gallons: \$2.64.
    - (C) Capital Improvement Fee: \$2.00 monthly.
  - (2) Outside city limits:
    - (A) Minimum base rate (includes 3,000 gallons): \$37.52.
    - (B) Each 1,000 gallons over 3,000 gallons: \$4.02.
    - (C) Capital Improvement Fee: \$3.50.
- (b) Small business and commercial (based upon monthly metered water usage):
  - (1) Inside city limits:

- (A) Minimum base rate (includes 3,000 gallons): \$41.69.
  - (B) Each 1,000 gallons over 3,000 gallons: \$4.02.
  - (C) Capital Improvement Fee: \$3.50.
- (2) Outside city limits:
  - (A) Minimum base rate (includes 3,000 gallons): \$62.51.
  - (B) Each 1,000 gallons over 3,000 gallons: \$5.91.
  - (C) Capital Improvement Fee: \$5.25.
- (c) Large commercial and industrial rates (based upon monthly metered usage):
  - (1) Inside city limits:
    - (A) Minimum base rate (includes 3,000 gallons): \$97.26.
    - (B) Each 1,000 gallons over 3,000 gallons: \$5.30.
    - (C) Capital Improvement Fee: \$10.00.
  - (2) Outside city limits (except industrial customers within the industrial district, which are subject to large commercial and industrial rates inside city limits):
    - (A) Minimum base rate (includes 3,000 gallons): \$145.91.
    - (B) Each 1,000 gallons over 3,000 gallons: \$7.70.
    - (C) Capital Improvement Fee: \$15.00.
- (d) Treated groundwater charge: Monthly service charge (per month): \$750.00.  
 (Provision: Fee would remain at \$750.00 per month until a discharge occurs, at which time the rate would increase to the original amount of \$1,500.00 per month.)
- (e) Multiunit:
  - (A) Minimum base rate (includes 3,000 gallons): \$25.02.

- (B) Each 1,000 gallons over 3,000 gallons: \$2.64.
- (C) Capital Improvement Fee: \$8.00.
- (f) Airport hangars.
  - (A) Minimum base rate (includes 3,000 gallons): \$25.02.
  - (B) Each 1,000 gallons over 3,000 gallons: \$2.64.
  - (C) Capital Improvement Fee: \$2.00
  - (D) Commercial minimum base rate (includes 3,000 gallons): \$41.26.
  - (E) Each 1,000 gallons over 3,000 gallons: \$3.98.
  - (F) Capital Improvement Fee: \$3.50

### **SECTION 3. CUMULATIVE EFFECT**

This Ordinance shall be cumulative of all laws of the State of Texas and the United States governing the subject matter of this Ordinance, now existing or as hereafter amended.

### **SECTION 4. SEVERABILITY CLAUSE**

It is hereby declared to be the intention of the City Council that the phrases, clauses, sentences, paragraphs and sections of this Ordinance are severable, and if any phrase, clause, sentence, paragraph or section of this Ordinance shall be declared unconstitutional or invalid by the valid judgment or decree of any court of competent jurisdiction, such unconstitutionality or invalidity shall not affect any of the remaining phrases, clauses, sentences, paragraphs and sections of this Ordinance, since the same would have been enacted by the City Council without the incorporation of this Ordinance of any such unconstitutional or invalid phrase, clause, sentence, paragraph or section.

### **SECTION 5. REPEALER CLAUSE**

Any provision of any prior ordinance of the City whether codified or uncoded, which are in conflict with any provision of this Ordinance, are hereby repealed to the extent of the conflict, but all other provisions of the ordinances of the City whether codified or uncoded, which are not in conflict with the provisions of this Ordinance, shall remain in full force and effect.

### **SECTION 6. EFFECTIVE DATE**

This Ordinance shall become effective from and after its passage, approval and adoption on second reading, and its publication as may be required by law.

**SECTION 7. NOTICE OF MEETING**

Notice of the time and place, where and when said Ordinance would be considered by the City Council at a public meeting was given in accordance with applicable law, prior to the time designated for meeting.

**PASSED ON FIRST READING THIS THE 9<sup>TH</sup> DAY OF SEPTEMBER, 2019.**

  
BERT MILLER, MAYOR

**ATTEST:**


  
SUSIE M. HOMEYER, CITY SECRETARY



**PASSED ON SECOND READING THIS THE 23<sup>RD</sup> DAY OF SEPTEMBER, 2019.**

  
BERT MILLER, MAYOR

**ATTEST:**

  
SUSIE M. HOMEYER, CITY SECRETARY





**City Manager's Message**

September 7, 2019



Mayor and City Council:

Send all mail to:  
P.O. Box 910  
Navasota, TX 77868

[www.NavasotaTX.gov](http://www.NavasotaTX.gov)

City Staff and I are pleased to propose for your consideration a balanced budget for the 2019-2020 Fiscal Year. We feel this budget is a fair estimate of the total revenues and expenditures anticipated for the fiscal year. The budget incorporates priorities set by the City Council during their planning retreat.

Improved production of local industries and new homes are making positive impacts on utility sales. Natural gas sales increased during the past fiscal year by approximately 40% due to the addition of Century Asphalt and increased production of companies in the Industrial Park. Sales tax rebates have started to level off rather than the continual decline experienced the last two years. New retailers on Hwy 6 and in the downtown are improving sales tax along with the improved natural gas sales. The City diligently recruits new commercial/retail businesses and continues to experience growth through the construction of single-family homes and new commercial development. The Community Development Department to date issued 71 new home permits. The new home construction value is \$1,417,266, and Commercial Construction permits with construction value of \$11,801,144.

The outlook for 2019-2020 looks promising with national retail chains looking to locate in Navasota and with owners rehabilitating historic buildings in the downtown area. The City continues to spend conservatively while striving to provide the highest quality of service to citizens, businesses and visitors. The budget allows the City to continue improvements that enhance the quality of life for all residents. Building reserve funds for future capital improvements continues with \$70,000 placed in the General Fund Reserves, and \$70,000 placed in each Utility Fund Reserve accounts.

The tax rate for the 2019-2020 budget will increase slightly to help the general fund meet financial obligations. The tax rate established this year is \$0.5693 per \$100 in value, (\$0.4848 is allocated to maintenance and operations (M&O) and \$0.0845 is allocated to the interest and sinking fund (I&S).) Average home values in Navasota were higher, with an average home value of \$125,358, compared to \$115,750 last year. The taxes on an average valued home will be \$713.66. The Maintenance and Operation portion of the tax rate should allow the city to maintain the current level of service provided to its' citizens.

Retaining and recruiting quality staff is a top priority. Steps are being taken this year to adjust salaries closer to average rates of pay as compared to other cities of Navasota's size. Each position was evaluated and compared to a salary survey conducted by the Texas Municipal League and salaries are being adjusted accordingly. The cost for the salary adjustments is \$362,628. Health insurance costs have steadily increased over the years, however, this year the City hired Brinson Benefits to try and improve benefits and save money. The cost of employing Brinson is \$30,000 annually and the newly elected insurance coverage chosen by the City will save the City \$44,731 annually.

City Hall is located at 200 East McAlpine, Navasota, Texas.

City Hall: (936) 825-6475 | Community Development: (936) 825-2961 | Marketing/Communication: (936) 825-7055 | Fire Department: (936) 825-7388 | Library: (936) 825-6744 | Parks & Recreation/Navasota Center: (936) 825-2241 | Police Department: (936) 825-6174 | Public Works: (936) 825-6450

Below is a breakdown of the staffing in each department.

Department	Full-time Employees	Part-Time Employees	Open Positions	To fill after Oct. 1
Sanitation & Streets	6		1	2
Vehicle Sevices	2			
Parks & Recreation	5	3		
Airport	0			
Police (Sworn)	19		2	
Police (Civilian)	10	1		
Fire	3	17		
Animal Control	1	1		
Municipal Court	1	1		
Emergency Management	0			
Library	2			
Administration	3			
City Hall	2			
Community Development	4			
Tourism/Communications			1	
Finance	4	3		1
Human Resources	1	1		
Technology	1			
<u>Utilities</u>	<u>13</u>			
<b>Total</b>	<b>77</b>	<b>27</b>	<b>4</b>	<b>3</b>

The following is an outline of budget for Fiscal Year 2019-2020. The goal of the City Council and City Staff is to maintain a high level of service, and to improve the quality of life for all citizens of Navasota. The budget contains projects that will improve the quality of life for citizens, as well as create an atmosphere that encourages tourism, economic development, and a general sense of pride among the citizens.

#### **Sanitation - \$1,319,887**

The Sanitation Department provides services such as garbage collection, brush and yard waste collection and recycling. The budget includes funds to purchase a new dump truck (\$200,000), repairs to the building at the Recycling Center (\$2,500) and hosting two (2) City Clean-up events (\$8,000).

#### **Street and Drainage - \$2,398,367**

Street rehabilitation continues to be a top priority in our City. The Street and Drainage fee generates approximately \$510,000 annually and is used for maintenance and improvements to streets, drainage systems and sidewalks. The Street Department needs more personnel to improve the ability to repair streets and maintain drainage systems. \$100,000 of the fund will be utilized to add two (2) new positions in the street department. The remainder of the fund will be utilized for street and drainage improvements. Staff will also be completing the Capital Improvement Plan and present funding options such as a bond with payments coming from the Street and Drainage fee.

The Street Department will also fund the City's portion of the Cedar Creek Drainage Study being performed by the U.S. Army Corps of Engineers (\$200,250) and design of a crosswalk at the intersection of Washington Avenue and Farquhar Street (\$59,140).

A \$600,000 project is planned to complete sidewalk rehabilitation in the 200 and 300 blocks of West Washington Avenue.

**Vehicle and Equipment Services - \$120,032**

The Vehicle and Equipment Services Department provides preventive maintenance and repairs for all mechanical equipment owned and operated by the City.

**Swimming Pool – \$64,427**

The Swimming Pool is open to the public during the summer for use by all citizens and the Navasota Swim Team. Several young people are hired on a part-time basis to serve as lifeguards, aquatic instructors and managers.

**Parks and Recreation - \$527,097**

The Parks and Recreation Department operates and maintains approximately 125 acres of park land and the Navasota Center. The department budget includes the lease of one (1) vehicle for the department plus the operations and maintenance and personnel costs.

**Airport - \$115,156**

The Airport Department provides aviation services and maintenance and operations for the airport. This department utilizes employees from other departments such as Administration, Utilities, Streets and Sanitation to operate. The airport is one of the only departments that receives any funding from outside sources such as TXDOT Aviation and the Federal Aviation Administration.

**Police Department - \$2,173,497**

The Police Department budget includes funds to continue participation in the Brazos Valley Area Wide Communications system (BVWACS) and radio maintenance, along with the lease purchase of six (6) new patrol vehicles and equipment.

**Fire Department - \$714,488**

The Fire Department budget includes \$15,000 for a training program to teach citizens proper use of fire extinguishers, and funds to replace aging equipment as well as fees for the City's participation in the Brazos Valley Area Wide Communications system (BVWACS). There are also funds budgeted to replace the booster truck chassis. Grimes County reimburses the City for services provided outside the City limits (\$93,000).

**Animal Control - \$88,569**

The Animal Control department plans to replace a vehicle utilizing the lease program through Enterprise.

**Municipal Court - \$76,751**

Municipal Court provides court services for municipal code violations. The court also operates and participates in awareness campaigns and security issues for the Municipal Building.

**Emergency Management - \$6,500**

Emergency Management is a branch of the Fire Department, and the Fire Chief serves as the Emergency Management Coordinator. The department has a need to update and improve the Emergency Plan, and plans are in place to work with Texas A&M to employ an intern to assist with these duties. The cost of the intern is estimated to be \$4,000.

**Library - \$137,912**

The Library is making strides to improve usage and attract citizens of all ages to utilize all services. Computer usage has high utilization, and the budget includes funds (\$6,500) to replace four (4) computers and the server.

**Legislative - \$551,114**

The Legislative Department funds education for City Council members along with memberships to organizations. A few of the line items saw a minor increase however the reduction of costs for development agreements caused this department to see a slight reduction in costs.

**Administration - \$470,111**

The Administration Department funds the City Manager's office and City Secretary's office. The City has seen great success in bringing Interns into the organization for a semester. Interns provide an extra employee who produces quality work for the City. \$4,100 is added to the budget to pay an intern, and \$3,500 is added to the Travel and Education budget as the City Manager will be required to attend several training sessions and meetings since he was elected to serve as President Elect for the Texas City Management Association.

**Keep Navasota Beautiful - \$3,150**

KNB is an organization affiliated with Keep Texas Beautiful that promotes beautification and clean-up efforts. The largest event sponsored by KNB is the annual Trash-off.

**City Hall – \$324,327**

The City Hall budget provides funding for maintenance and operation of the Municipal Building,

**Community Development - \$361,564**

The Community Development Department is extremely busy with the new growth and many rehabilitation projects that are occurring in the City. When the City hired a Building Inspector instead of a third-party contractor, they did not have a vehicle for the inspector. The department has borrowed a vehicle from the Utility Department for the past year, and with the amount of building the City is experiencing a vehicle is needed full-time in the department. The City will lease the vehicle through the Enterprise lease program (\$7,200). The department will also be upgrading to new software for code enforcement, permits and inspections (\$28,000).

**Tourism - \$399,837**

The Tourism Department promotes Navasota and its lodging, shopping and restaurants to a large audience to increase hotel stays. The largest event hosted by this department is the Texas Birthday Bash held annually on the first Friday and Saturday of March and it is a Celebration of Texas Independence featuring one and a half (1 ½) days of live music, food and family entertainment.

**Communications - \$48,837**

The Communications Department promotes Navasota, informs citizens of items of interest and maintains the City Website, and Social Media platforms.

**Finance - \$498,692**

The Finance Department provides accounts payable, accounts receivable and utility billing. A Meter Technician (\$34,233) is being added in the department to provide connection and disconnection services as well as re-reads and meter change-outs. These services have been provided by the Utility

Department in the past, however, with the growth of the City and the work demand in the utility department often take the employee away from billing when needed. The addition of the Meter Technician will also be like adding a new employee in the Utility Department since the current technician will be able to focus their attention solely to the workload in utilities.

#### **Human Resources - \$149,707**

The Human Resources Department provides services to all departments and employees. They coordinate searches for employees, drug screening, worker's comp claims, and health benefit assistance. To improve Health Benefit services Brinson Benefits is contracted (\$30,000) to seek bids for insurance and assist staff with any issues they may have with their insurance. The consultant has already made an impact as they negotiated improved health benefits for staff while saving staff and the City money. The department is also responsible for training. This fiscal year a customer service training tailored to our organization (\$15,000) is budgeted for all personnel.

#### **Technology - \$397,170**

The Technology Department provides services to staff to keep computers and software working properly. \$3,000 is added to the department this year to purchase new agenda preparation software that improves creation of agendas for City Council and all Boards and Commissions.

#### **Utilities (Water, Natural Gas, Wastewater)**

**Water - \$1,853,00**

**Natural Gas - \$3,297,000**

**Wastewater - \$1,732,500**

Operational costs continue to climb in the utility department, and aging infrastructure requires continuous improvement projects.

A \$3.7-million-dollar capital improvement project will begin this fiscal year through an Energy Conservation Project with Ameresco. The project will be funded by a lease purchase program and will replace the old water and gas metering system with an Advanced Metering Infrastructure (AMI) system or commonly called smart meters. This project is needed as the old metering system has outlived its useful life, and is affecting revenue, as there are numerous dead meters and meters that do not read correctly. The second phase is the replacement of an outdated Supervisory and Data Acquisition (SCADA) system that will improve controls and data acquisition of the water and wastewater systems. The final piece of the project is the replacement of lighting in City owned facilities with LED lighting to reduce energy consumption.

The budget includes funding for increased utility repairs and the purchase of a mini-excavator (\$45,000) to improve staff's ability to excavate in tight spaces.

The City will continue to pursue other funding methods to assist with the replacement of utility mains. Grant funding is the preferred method for improving or adding services, however, there may also be other revenue generators available that staff will explore. A point to remember with grant funding is they are very competitive, and in most instances matching funds are required.

The budget for all categories of revenues is \$24,595,685 and expenses total \$24,590,893. The beginning balance is \$8,200,000 and the ending balance is \$8,484,792.

The following is a breakdown of expenditures and revenues by fund:

<u>Fund</u>	<u>Revenues</u>	<u>Beginning Balance</u>	<u>Expenses</u>	
General Fund	\$ 11,391,193	\$ 11,391,193	\$	-
Water	\$ 1,853,000	\$ 1,853,000	\$	-
Utility Cap. Imp.	\$ 140,000	\$ 140,000	\$	-
Gas	\$ 3,297,000	\$ 3,297,000	\$	-
Wastewaer	\$ 1,732,500	\$ 1,732,500	\$	-
Hotel Occupancy	\$ 141,000	\$ 141,000	\$	-
Cemetery	\$ 65,000	\$ 65,000	\$	-
Fire Retirement	\$ 700	\$ 700	\$	-
Bond	\$ 961,792	\$ 957,000	\$	4,792
Grant	\$ 3,413,500	\$ 3,413,500	\$	-
<u>Capital Projects</u>	<u>\$ 1,600,000</u>	<u>\$ 1,600,000</u>	\$	-
<b>Total</b>	<b>\$ 24,595,685</b>	<b>\$ 24,590,893</b>	\$	<b>4,792</b>
<b>Reserve Fund Allocation</b>			\$	<b>280,000</b>
<b>Ending Balance</b>			\$	<b>8,484,792</b>

The City invests reserve funds in compliance with the City of Navasota Investment Policy. The reserve fund consists of restricted and unrestricted funds. The City has two reserve funds, General Fund and Utility Fund, with a policy to maintain a minimum of 90 days of operating funds in the General Fund, and to deposit 20% of the revenues in excess of expenses from the maintenance and operations budget into the General Fund and 20% into the Utility Fund. Balances in excess of the ninety days may be utilized for capital improvements/expenses.

I would like to thank the Management Team consisting of Lance Hall, Susie Homeyer, Jose Coronilla, Jeff Greer, Jason Katkoski, Shawn Myatt, and Lupe Diosdado, and all City staff for the time and effort they spent working together to assemble a budget that will help us continue to improve the service provided to the citizens of Navasota.

This budget is another step in the successful growth of Navasota, and the effort to ensure that Navasota is an attractive, vibrant City for residents, businesses and visitors. Thanks to the leadership and vision of the City Council, the City of Navasota continues to move forward, by providing quality friendly service, and an atmosphere that is conducive to growth.

Sincerely,

Brad Stafford

City Manager



## **Budget Summaries**

CITY OF NAVASOTA  
PROPOSED BUDGET WORKSHEET  
AS OF :September 4, 2018

100-GENERAL FUND				(-----2018-2019-----)	(----2019-2020	
	2015-2016	2016-2017	2017-2018	CURRENT	Y-T-D	PROPOSED
	ACTUAL	ACTUAL	ACTUAL	BUDGET	ACTUAL	BUDGET
TOTAL GENERAL EXPENDITURES	\$8,118,286	\$7,541,521	\$8,459,724	\$9,403,180	\$7,829,261	\$11,391,194
TOTAL GENERAL REVENUES	\$8,058,464	\$7,182,955	\$7,515,461	\$9,296,600	\$8,980,386	\$11,391,194
REVENUE OVER/(UNDER) EXPENDITURE:	-\$59,822	-\$358,566	-\$944,263	-\$106,580	\$1,151,125	\$0
200-WATER FUND				(-----2018-2019-----)	(----2019-2020	
	2015-2016	2016-2017	2017-2018	CURRENT	Y-T-D	PROPOSED
	ACTUAL	ACTUAL	ACTUAL	BUDGET	ACTUAL	BUDGET
TOTAL WATER EXPENDITURES	\$1,606,003	\$1,751,218	\$3,111,361	\$1,840,000	\$1,540,591	\$1,853,000
TOTAL WATER REVENUES	\$1,831,535	\$2,008,146	\$3,336,827	\$1,754,000	\$1,673,473	\$1,853,000
REVENUE OVER/(UNDER) EXPENDITURE:	\$225,532	\$256,928	\$225,466	-\$86,000	\$132,882	\$0
210-UTILITY CAPITAL IMP				(-----2018-2019-----)	(----2019-2020	
	2015-2016	2016-2017	2017-2018	CURRENT	Y-T-D	PROPOSED
	ACTUAL	ACTUAL	ACTUAL	BUDGET	ACTUAL	BUDGET
TOTAL EXPENDITURES	\$0	\$0	\$0	\$130,000	\$0	\$140,000
TOTAL REVENUES	\$0	\$0	\$133,173	\$130,000	\$136,088	\$140,000
REVENUE OVER/(UNDER) EXPENDITURE:	\$0	\$0	\$133,173	\$0	\$136,088	\$0
300-GAS FUND				(-----2018-2019-----)	(----2019-2020	
	2015-2016	2016-2017	2017-2018	CURRENT	Y-T-D	PROPOSED
	ACTUAL	ACTUAL	ACTUAL	BUDGET	ACTUAL	BUDGET
TOTAL GAS EXPENDITURES	\$2,641,280	\$2,454,595	\$3,037,414	\$2,682,201	\$2,767,328	\$3,297,000
TOTAL GAS REVENUES	\$2,096,531	\$2,918,687	\$3,226,923	\$2,682,200	\$3,909,735	\$3,297,000
REVENUE OVER/(UNDER) EXPENDITURE:	-\$544,749	\$464,092	\$189,509	-\$1	\$1,142,407	\$0
400-SEWER FUND				(-----2018-2019-----)	(----2019-2020	
	2015-2016	2016-2017	2017-2018	CURRENT	Y-T-D	PROPOSED
	ACTUAL	ACTUAL	ACTUAL	BUDGET	ACTUAL	BUDGET
TOTAL SEWER EXPENDITURES	\$1,485,452	\$1,117,792	\$1,375,579	\$1,587,001	\$1,190,260	\$1,732,500
TOTAL SEWER REVENUES	\$1,332,831	\$1,475,613	\$1,946,447	\$1,500,000	\$1,296,109	\$1,732,500
REVENUE OVER/(UNDER) EXPENDITURE:	-\$152,621	\$357,821	\$570,868	-\$87,001	\$105,849	\$0
CEMETERY PERMANENT FUND				(-----2018-2019-----)	(----2019-2020	
	2015-2016	2016-2017	2017-2018	CURRENT	Y-T-D	PROPOSED
	ACTUAL	ACTUAL	ACTUAL	BUDGET	ACTUAL	BUDGET
TOTAL STREET EXPENDITURES	\$0	\$0	\$0	\$0	\$0	\$0
TOTAL STREET REVENUES	\$2,205	\$1,545	\$1,834	\$3,000	\$3,021	\$3,000
REVENUE OVER/(UNDER) EXPENDITURE:	\$2,205	\$1,545	\$1,834	\$3,000	\$3,021	\$3,000

CITY OF NAVASOTA  
PROPOSED BUDGET WORKSHEET  
AS OF :September 4, 2018

<b>525-CEMETERY OPERATING FUND</b>				(-----2018-2019-----)	(----2019-2020	
	2015-2016	2016-2017	2017-2018	CURRENT	Y-T-D	PROPOSED
	ACTUAL	ACTUAL	ACTUAL	BUDGET	ACTUAL	BUDGET
TOTAL EXPENDITURES	\$12,581	\$5,263	\$6,645	\$65,000	\$1,503	\$65,000
TOTAL REVENUES	\$30,733	\$61,738	\$33,511	\$65,000	\$38,199	\$65,000
REVENUE OVER/(UNDER) EXPENDITURE:	\$18,152	\$56,475	\$26,866	\$0	\$36,696	\$0
<b>530-BOARD OF FIREMAN SERVICE</b>				(-----2018-2019-----)	(----2019-2020	
	2015-2016	2016-2017	2017-2018	CURRENT	Y-T-D	PROPOSED
	ACTUAL	ACTUAL	ACTUAL	BUDGET	ACTUAL	BUDGET
TOTAL EXPENDITURES	\$633	\$667	\$500	\$700	\$500	\$700
TOTAL REVENUES	\$10	\$57	\$57	\$700	\$51	\$700
REVENUE OVER/(UNDER) EXPENDITURE:	-\$623	-\$610	-\$443	\$0	-\$449	\$0
<b>905-CAPITAL PROJECTS</b>				(-----2018-2019-----)	(----2019-2020	
	2015-2016	2016-2017	2017-2018	CURRENT	Y-T-D	PROPOSED
	ACTUAL	ACTUAL	ACTUAL	BUDGET	ACTUAL	BUDGET
TOTAL EXPENDITURES	\$0	\$288,908	\$2,135,104	\$1,040,420	\$394,202	\$1,600,000
TOTAL REVENUES	\$0	\$3,375,350	\$4,726	\$1,600,000	\$1,901	\$1,600,000
REVENUE OVER/(UNDER) EXPENDITURE:	\$0	\$3,086,442	-\$2,130,378	\$559,580	-\$392,301	\$0
<b>930-HOTEL</b>				(-----2018-2019-----)	(----2019-2020	
	2015-2016	2016-2017	2017-2018	CURRENT	Y-T-D	PROPOSED
	ACTUAL	ACTUAL	ACTUAL	BUDGET	ACTUAL	BUDGET
TOTAL HOTEL EXPENDITURES	\$291,905	\$28,800	\$233,442	\$141,000	\$140,000	\$141,000
TOTAL HOTEL REVENUES	\$154,314	\$142,607	\$140,338	\$141,000	\$150,357	\$141,000
REVENUE OVER/(UNDER) EXPENDITURE:	-\$137,591	\$113,807	-\$93,104	\$0	\$10,357	\$0
<b>945-BOND FUND GEN OBLIGATION</b>				(-----2018-2019-----)	(----2019-2020	
	2015-2016	2016-2017	2017-2018	CURRENT	Y-T-D	PROPOSED
	ACTUAL	ACTUAL	ACTUAL	BUDGET	ACTUAL	BUDGET
TOTAL BOND EXPENDITURES	\$771,611	\$9,632,456	\$958,805	\$773,188	\$956,631	\$957,000
TOTAL BOND REVENUES	\$799,559	\$9,700,526	\$921,584	\$748,705	\$1,677,595	\$961,792
REVENUE OVER/(UNDER) EXPENDITURE:	\$27,948	\$68,070	-\$37,221	\$0	\$720,964	\$4,792
<b>540-GRANT FUND</b>				(-----2018-2019-----)	(----2019-2020	
	2015-2016	2016-2017	2017-2018	CURRENT	Y-T-D	PROPOSED
	ACTUAL	ACTUAL	ACTUAL	BUDGET	ACTUAL	BUDGET
TOTAL GRANT EXPENDITURES	\$55,529	\$8,452	\$12,949	\$733,500	\$563,634	\$3,413,500
TOTAL GRANT REVENUES	\$55,529	\$8,452	\$27,761	\$383,500	\$404,384	\$3,413,500
REVENUE OVER/(UNDER) EXPENDITURE:	\$0	\$0	\$14,812	-\$350,000	-\$159,250	\$0

CITY OF NAVASOTA  
 PROPOSED BUDGET WORKSHEET  
 AS OF :September 4, 2018

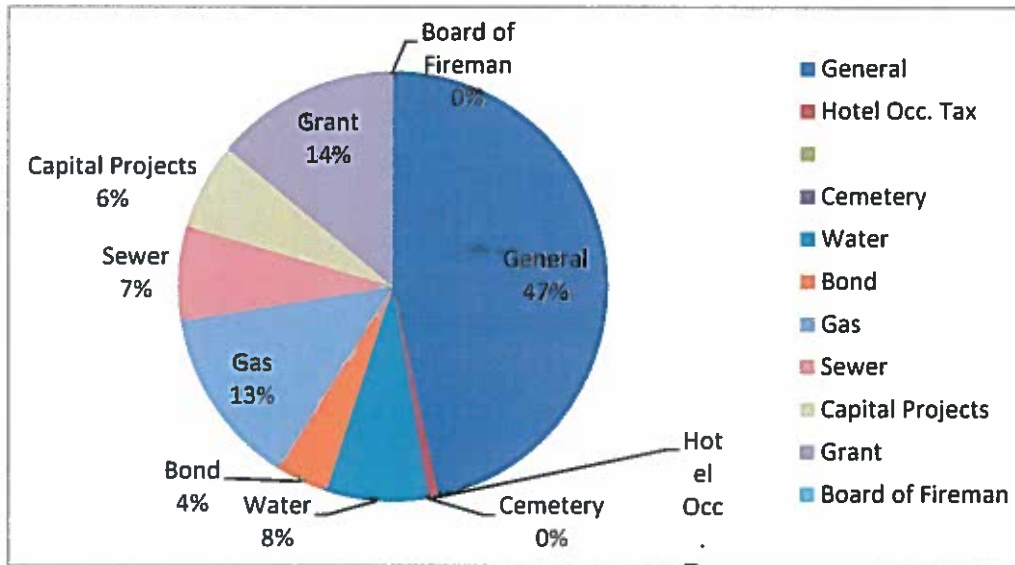
CITY OF NAVASOTA 2019-2020 BUDGET				(-----2018-2019-----)		(----2019-2020
	2015-2016	2016-2017	2017-2018	CURRENT	Y-T-D	PROPOSED
TOTAL BUDGET	ACTUAL	ACTUAL	ACTUAL	BUDGET	ACTUAL	BUDGET
TOTAL OVERALL EXPENDITURES	\$14,983,280	\$22,829,672	\$19,331,523	\$18,396,190	\$15,383,910	\$24,590,894
TOTAL OVERALL REVENUES	\$14,361,711	\$26,875,676	\$17,288,642	\$18,304,705	\$18,271,299	\$24,598,686
REVENUE OVER/(UNDER) EXPENDITURE:	-\$621,569	\$4,046,004	-\$2,042,881	-\$91,485	\$2,887,389	\$7,792

# Revenue and Expense Comparison All Funds 2015-2016

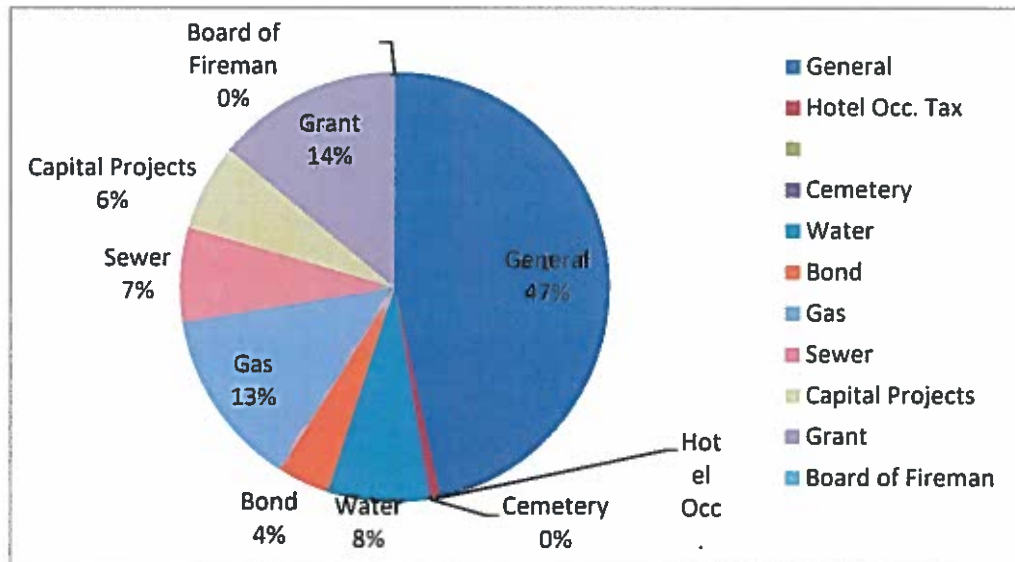
**Estimated Beginning Balance as of 10-01-19**

<u>Fund</u>	<u>Revenue</u>		<u>Expense</u>	<u>Difference</u>
General	\$11,391,194	General	\$11,391,194	\$ -
Hotel Occ. Tax	\$141,000	Hotel Occ. Tax	\$141,000	\$ -
				\$ -
Cemetery	\$65,000	Cemetery	\$65,000	\$ -
Water	\$1,853,000	Water	\$1,853,000	\$ -
Bond	\$961,792	Bond	\$957,000	\$ 4,792
Gas	\$3,297,000	Gas	\$3,297,000	\$ -
Sewer	\$1,732,500	Sewer	\$1,732,500	\$ -
Capital Projects	\$1,600,000	Capital Projects	\$1,600,000	\$ -
Grant	\$3,413,500	Grant	\$3,413,500	\$ -
Board of Fireman	\$700	Board of Fireman	\$700	\$ -
<b>Total</b>	<b>\$24,455,686</b>		<b>\$24,450,894</b>	<b>\$ 4,792</b>
<b>Reserve Fund Allocation</b>				<b>\$ -</b>
<b>Estimated Ending Balance as of 09-30-2019</b>				<b>\$ 8,204,792</b>

## REVENUES



## EXPENSES



# GENERAL FUND REVENUE AND EXPENDITURES 2019-2020

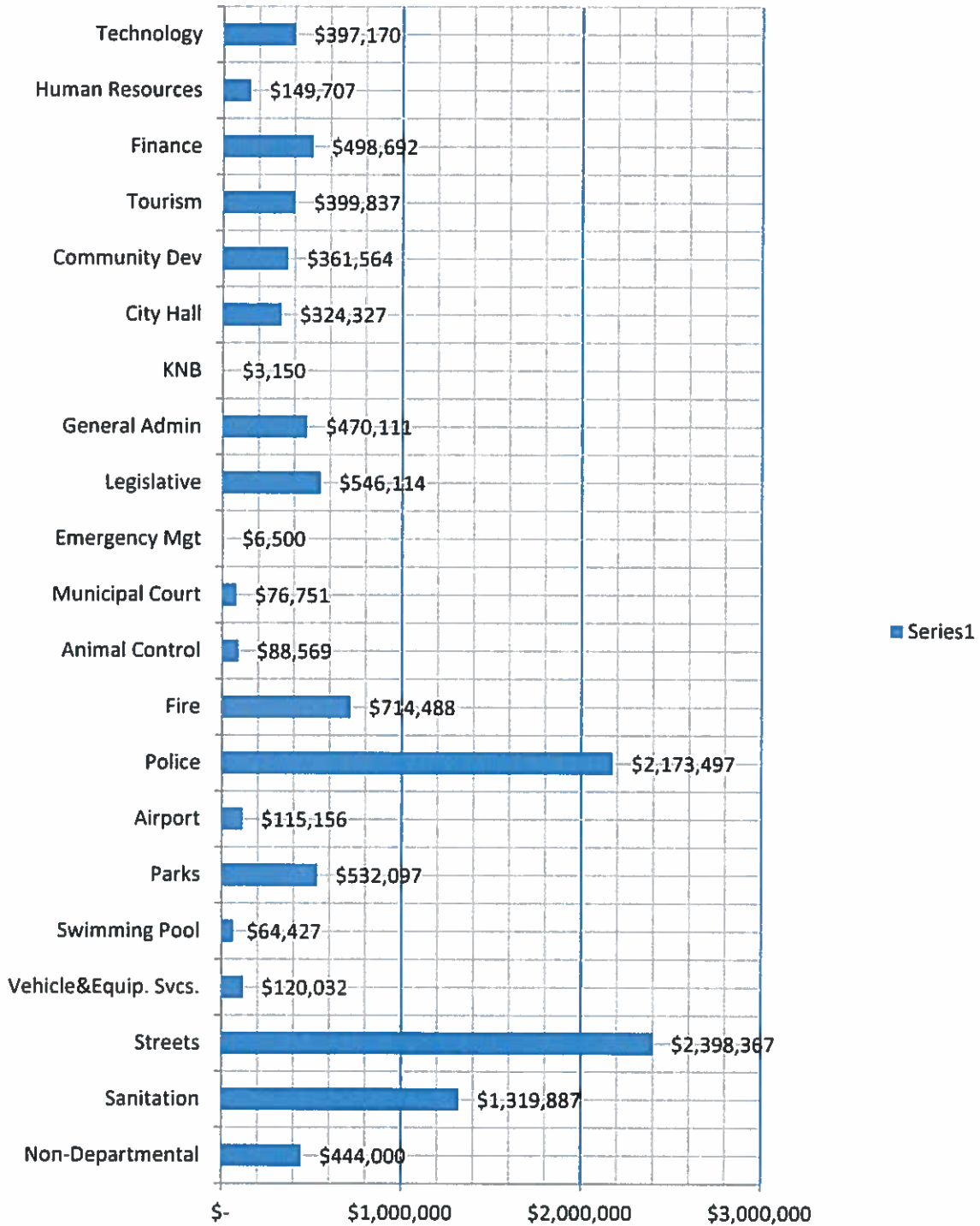
Account	Revenues 2019-2020	Account	Budget Exp 2019-2020	Budget Exp 2018-2019	Budget Difference
Taxes and other Gov	\$6,941,596	Non-Departmental	\$ 444,000	744000	\$ (300,000)
Court	\$93,000	Sanitation	\$ 1,319,887	\$ 1,044,969	\$ 274,918
Community Developm	\$126,750	Streets	\$ 2,398,367	\$ 1,058,713	\$ 1,339,654
City Utilities	\$1,952,103	Vehicle&Equip. Svcs.	\$ 120,032	\$ 113,751	\$ 6,281
Library	\$23,500	Swimming Pool	\$64,427	\$72,307	\$ (7,880)
Public Safety	\$218,188	Parks	\$ 532,097	\$ 500,621	\$ 31,476
Tourism	\$351,400	Airport	\$ 115,156	\$ 81,556	\$ 33,600
Parks and Rec	\$77,050	Police	\$ 2,173,497	\$ 1,968,853	\$ 204,644
Miscellaneous	\$1,607,607	Fire	\$ 714,488	\$ 628,451	\$ 86,037
		Animal Control	\$ 88,569	\$ 66,693	\$ 21,876
		Municipal Court	\$ 76,751	\$ 74,480	\$ 2,271
		Emergency Mgt	\$ 6,500	\$ 2,500	\$ 4,000
		Library	\$ 137,912	\$ 126,486	\$ 11,426
		Legislative	\$ 546,114	\$ 547,999	\$ (1,885)
<b>Total</b>	<b>\$11,391,194</b>	General Admin	\$ 470,111	\$ 437,045	\$ 33,066
		KNB	\$ 3,150	\$ 3,150	\$ -
		City Hall	\$ 324,327	\$ 342,638	\$ (18,311)
		Community Dev	\$ 361,564	\$ 276,727	\$ 84,837
		Tourism	\$ 399,837	\$ 294,020	\$ 105,817
		Communication	\$ 48,837	\$ 52,482	\$ (3,645)
		Finance	\$ 498,692	\$ 428,098	\$ 70,594
		Human Resources	\$ 149,707	\$ 127,987	\$ 21,720
		Technology	\$ 397,170	\$ 409,654	
		<b>Total</b>	<b>\$ 11,391,192</b>	<b>\$ 9,403,180</b>	<b>\$ 2,300,496</b>

	Expense Budget	% In Utility	Utility Expense Amount
City Hall	\$324,327.00	30%	\$97,298.10
Human Resources	\$149,707.00	30%	\$44,912.10
Vehicle Services	\$120,032.00	30%	\$36,009.60
Finance	\$498,692.00	75%	\$374,019.00
Legislative	\$546,114.00	30%	\$163,834.20
Administration	\$470,111.00	30%	\$141,033.30
Communications	\$48,837.00	30%	\$14,651.10
Police	\$2,173,497.00	10%	\$217,349.70
Fire	\$714,488.00	10%	\$71,448.80
Utility Fund Expenses Included in the General Fund			\$1,160,555.90

Utility Payment In Lieu of Taxes		
Water Revenue	\$1,853,000	\$254,405.50
Gas Revenue	\$3,297,000	\$348,771.00
Sewer Revenue	\$1,732,500	\$193,334.50
		<b>\$796,511</b>

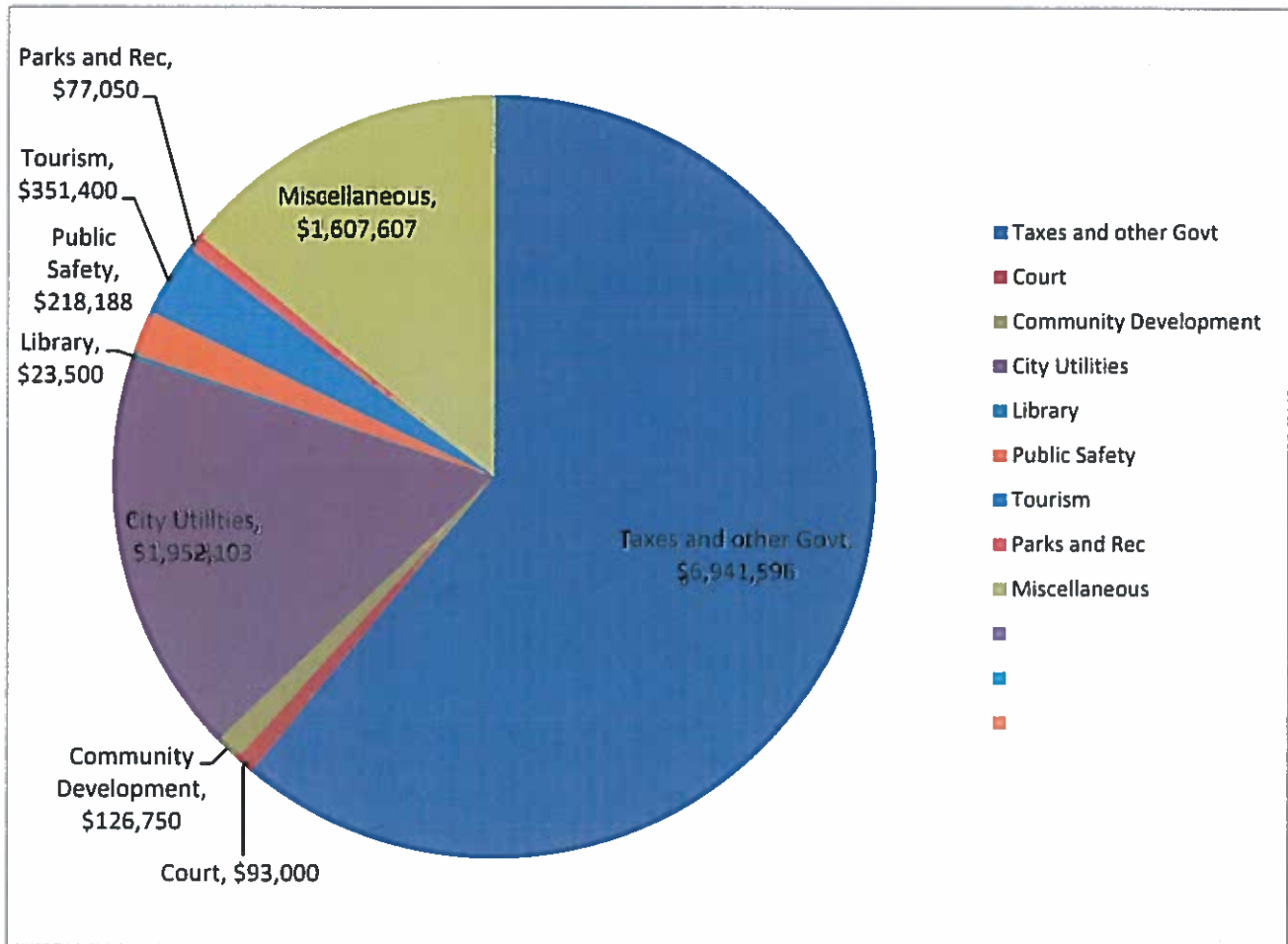
# GENERAL FUND REVENUE AND EXPENDITURES 2019-2020

## GENERAL FUND EXPENSES

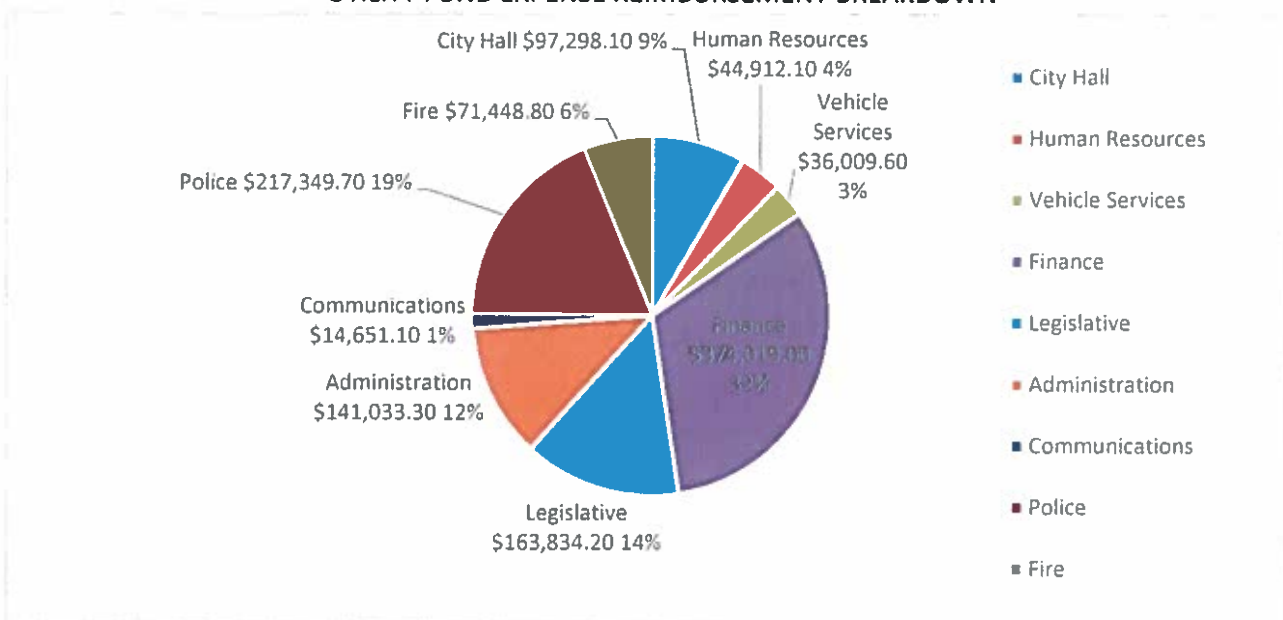


# GENERAL FUND REVENUE AND EXPENDITURES 2019-2020

## GENERAL FUND REVENUES



## UTILITY FUND EXPENSE REIMBURSEMENT BREAKDOWN

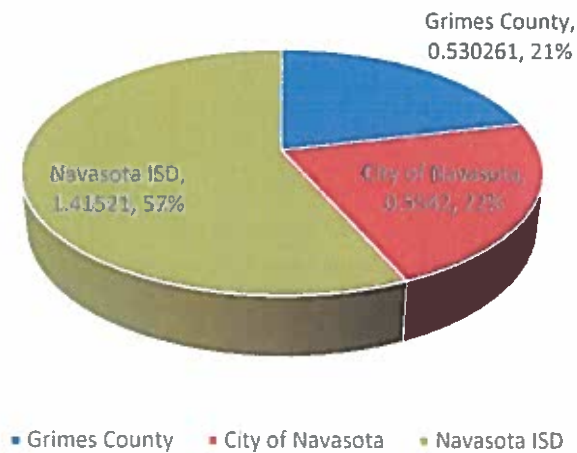


# GENERAL FUND REVENUE AND EXPENDITURES 2019-2020

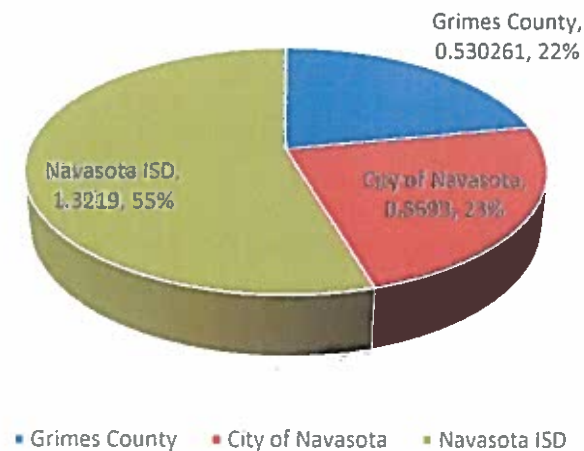
## TOTAL TAX RATE FOR THE CITIZENS OF NAVASOTA

	2018	2019
Grimes County	0.530261	0.530261
City of Navasota	0.5542	0.5693
Navasota ISD	1.41521	1.3219

### 2018 TAX RATES



### 2019 PROPOSED TAX RATES



### AVERAGE HOME PRICE IN NAVASOTA

2018 TAXES

\$125,358.00

2019 TAXES

\$3,133.54

\$3,035.50

-\$98.04



**General Fund**

CITY OF NAVASOTA  
 APPROVED BUDGET WORKSHEET  
 AS OF :OCTOBER 1 , 2019

**100-GENERAL  
 REVENUES**

			(-----2018-2019-----)		(----2019-2020	
	2015-2016	2016-2017	2017-2018	CURRENT	Y-T-D	PROPOSED
	ACTUAL	ACTUAL	ACTUAL	BUDGET	ACTUAL	BUDGET
<b><u>TAXES AND OTHER GOVERNMENT</u></b>						
TOTAL TAXES AND OTHER GOVERNMENT	\$6,231,644.00	\$5,289,397.00	\$5,372,956.00	\$6,375,488.00	\$6,448,358.00	\$6,941,596.00
<b><u>COURT FINE AND FEE</u></b>						
TOTAL COURT FINE AND FEE	\$97,713.00	\$137,315.00	\$93,886.00	\$93,000.00	\$91,224.00	\$93,000.00
<b><u>COMMUNITY DEVELOPMENT</u></b>						
TOTAL COMMUNITY DEVELOPMENT	\$91,583.00	\$135,039.00	\$165,060.00	\$101,750.00	\$264,799.00	\$126,750.00
<b><u>CITY UTILITIES</u></b>						
TOTAL CITY UTILITIES	\$1,165,904.00	\$1,225,531.00	\$1,248,048.00	\$1,892,103.00	\$1,696,129.00	\$1,952,103.00
<b><u>LIBRARY</u></b>						
TOTAL LIBRARY	\$21,959.00	\$24,949.00	\$22,781.00	\$23,500.00	\$17,929.00	\$23,500.00
<b><u>PUBLIC SAFETY</u></b>						
TOTAL PUBLIC SAFETY	\$232,423.00	\$209,607.00	\$194,391.00	\$218,188.00	\$196,363.00	\$218,188.00
<b><u>TOURSIM</u></b>						
TOTAL TOURISM	\$55,064.00	\$15,999.00	\$258,848.00	\$191,400.00	\$167,888.00	\$351,400.00
<b><u>PARKS AND REC</u></b>						
TOTAL PARKS AND REC	\$91,867.00	\$102,126.00	\$104,489.00	\$92,814.00	\$70,895.00	\$77,050.00
<b><u>MISCELLANEOUS</u></b>						
TOTAL MISCELLANEOUS	\$70,307.00	\$42,992.00	\$55,002.00	\$308,357.00	\$26,801.00	\$1,607,607.00
<b>TOTAL REVENUES</b>	<b>\$8,058,464</b>	<b>\$7,182,955</b>	<b>\$7,515,461</b>	<b>\$9,296,600</b>	<b>\$8,980,386</b>	<b>\$11,391,194</b>

CITY OF NAVASOTA  
 APPROVED BUDGET WORKSHEET  
 AS OF :OCTOBER 1 , 2019

**100-GENERAL  
 NON-DEPARTMENTAL  
 EXPENDITURES**

			(-----2018-2019-----)	(----2019-2020	
2015-2016	2016-2017	2017-2018	CURRENT	Y-T-D	PROPOSED
ACTUAL	ACTUAL	ACTUAL	BUDGET	ACTUAL	BUDGET

**MISCELLANEOUS**  
 TOTAL MISCELLANEOUS

	\$0.00	\$95,776.00	\$203,908.00	\$744,000.00	\$369,279.00	\$444,000.00
--	--------	-------------	--------------	--------------	--------------	--------------

**COMMENTS**

<b>TOTAL NON DEPARTMENTAL</b>	<b>\$0</b>	<b>\$95,776</b>	<b>\$203,908</b>	<b>\$744,000</b>	<b>\$369,279</b>	<b>\$444,000</b>
-------------------------------	------------	-----------------	------------------	------------------	------------------	------------------

CITY OF NAVASOTA  
 APPROVED BUDGET WORKSHEET  
 AS OF :OCTOBER 1 , 2019

**100-GENERAL  
 SANITATION  
 EXPENDITURES**

	2015-2016 ACTUAL	2016-2017 ACTUAL	2017-2018 ACTUAL	(-----2018-2019-----) CURRENT BUDGET	(----2019-2020 Y-T-D ACTUAL	(----2019-2020 PROPOSED BUDGET
<b><u>PERSONNEL SERVICES</u></b>						
TOTAL PERSONNEL SERVICES	\$42,769.00	\$41,049.00	\$42,791.00	\$43,635.00	\$42,564.00	\$47,553.00
<b><u>MATERIALS &amp; SUPPLIES</u></b>						
TOTAL MATERIALS & SUPPLIES	\$2,991.00	\$4,907.00	\$5,307.00	\$6,000.00	\$4,143.00	\$6,000.00
<b><u>MAINTENANCE &amp; SERVICES</u></b>						
TOTAL MAINTENANCE SERVICES	\$893,989.00	\$954,785.00	\$931,724.00	\$961,134.00	\$803,949.00	\$1,038,134.00
<b><u>UTILITIES</u></b>						
TOTAL UTILITIES	\$136.00	\$139.00	\$173.00	\$200.00	\$184.00	\$200.00
<b><u>MISCELLANEOUS</u></b>						
TOTAL MISCELLANEOUS	\$16,553.00	\$6,039.00	\$4,537.00	\$0.00	\$0.00	\$0.00
<b><u>CAPITAL OUTLAY</u></b>						
TOTAL CAPITAL OUTLAY	\$0.00	\$181,066.00	\$15,857.00	\$34,000.00	\$30,608.00	\$228,000.00
<b><u>COMMENTS</u></b>						
<b>TOTAL SANITATION</b>	\$956,438	\$1,187,985	\$1,000,389	\$1,044,969	\$881,448	\$1,319,887

CITY OF NAVASOTA  
 APPROVED BUDGET WORKSHEET  
 AS OF :OCTOBER 1 , 2019

**100-GENERAL  
 STREETS  
 EXPENDITURES**

	2015-2016 ACTUAL	2016-2017 ACTUAL	2017-2018 ACTUAL	(-----2018-2019-----) CURRENT BUDGET	(----2019-2020 Y-T-D ACTUAL	(----2019-2020 PROPOSED BUDGET
<b><u>PERSONNEL SERVICES</u></b>						
TOTAL PERSONNEL SERVICES	\$424,521.00	\$320,981.00	\$312,019.00	\$329,788.00	\$310,847.00	\$455,052.00
<b><u>MATERIALS &amp; SUPPLIES</u></b>						
TOTAL MATERIALS & SUPPLIES	\$15,030.00	\$16,631.00	\$19,993.00	\$22,500.00	\$15,569.00	\$22,500.00
<b><u>MAINTENANCE &amp; SERVICES</u></b>						
TOTAL MAINTENANCE SERVICES	\$339,096.00	\$306,186.00	\$752,703.00	\$398,035.00	\$92,560.00	\$918,035.00
<b><u>UTILITIES</u></b>						
TOTAL UTILITIES	\$84,611.00	\$92,884.00	\$92,261.00	\$90,000.00	\$66,940.00	\$90,000.00
<b><u>PROFESSIONAL FEES</u></b>						
TOTAL PROFESSIONAL FEES	\$17,000.00	\$16,925.00	\$27,387.00	\$98,000.00	\$73,020.00	\$287,390.00
<b><u>CAPITAL OUTLAY</u></b>						
TOTAL CAPITAL OUTLAY	\$105,853.00	\$1,680.00	\$11,578.00	\$120,390.00	\$119,054.00	\$625,390.00
<b><u>COMMENTS</u></b>						
<b>TOTAL STREETS</b>	\$986,111	\$755,287	\$1,215,941	\$1,058,713	\$677,990	\$2,398,367

CITY OF NAVASOTA  
 APPROVED BUDGET WORKSHEET  
 AS OF :OCTOBER 1 , 2019

**TOTAL VEHICLE & EQUIP SERVICES**                    \$986,111                    \$755,287                    \$1,215,941                    \$1,058,713                    \$677,990                    \$2,398,367

**100-GENERAL**

**VEHICLE & EQUIP SERVICES**

**EXPENDITURES**

				(-----2018-2019-----)	(----2019-2020	
	2015-2016	2016-2017	2017-2018	CURRENT	Y-T-D	PROPOSED
	ACTUAL	ACTUAL	ACTUAL	BUDGET	ACTUAL	BUDGET

**PERSONNEL SERVICES**

**TOTAL PERSONNEL SERVICES**                    \$89,500.00                    \$79,529.00                    \$62,867.00                    \$92,251.00                    \$67,187.00                    \$104,232.00

**MATERIALS & SUPPLIES**

**TOTAL MATERIALS & SUPPLIES**                    \$9,267.00                    \$11,937.00                    \$9,610.00                    \$11,600.00                    \$12,276.00                    \$7,700.00

**MAINTENANCE & SERVICES**

**TOTAL MAINTENANCE SERVICES**                    \$3,064.00                    \$4,006.00                    \$6,232.00                    \$5,700.00                    \$5,376.00                    \$3,900.00

**UTILITIES**

**TOTAL UTILITIES**                    \$3,460.00                    \$3,623.00                    \$3,497.00                    \$4,200.00                    \$2,361.00                    \$4,200.00

**CAPITAL OUTLAY**

**TOTAL CAPITAL OUTLAY**                    \$0.00                    \$0.00                    \$0.00                    \$0.00                    \$0.00                    \$0.00

**COMMENTS**

**TOTAL VEHICLE & EQUIP SERVICES**                    \$105,291                    \$99,095                    \$82,206                    \$113,751                    \$87,200                    \$120,032

CITY OF NAVASOTA  
 APPROVED BUDGET WORKSHEET  
 AS OF :OCTOBER 1 , 2019

**100-GENERAL  
 SWIMMING POOL  
 EXPENDITURES**

	2015-2016	2016-2017	2017-2018	(-----2018-2019-----)	(----2019-2020	
	ACTUAL	ACTUAL	ACTUAL	CURRENT	Y-T-D	PROPOSED
				BUDGET	ACTUAL	BUDGET
<b><u>PERSONNEL SERVICES</u></b>						
TOTAL PERSONNEL SERVICES	\$18,682.00	\$19,250.00	\$24,801.00	\$25,607.00	\$23,774.00	\$35,727.00
<b><u>MATERIALS &amp; SUPPLIES</u></b>						
TOTAL MATERIALS & SUPPLIES	\$10,721.00	\$9,990.00	\$11,183.00	\$10,000.00	\$9,998.00	\$10,000.00
<b><u>MAINTENANCE &amp; SERVICES</u></b>						
TOTAL MAINTENANCE SERVICES	\$758.00	\$1,153.00	\$46,827.00	\$24,700.00	\$19,386.00	\$6,700.00
<b><u>UTILITIES</u></b>						
TOTAL UTILITIES	\$10,291.00	\$10,408.00	\$7,755.00	\$12,000.00	\$2,993.00	\$12,000.00
<b><u>PROFESSIONAL FEES</u></b>						
TOTAL PROFESSIONAL FEES	\$0	\$0	\$0	\$0	\$0	\$0
<b><u>CAPITAL OUTLAY</u></b>						
TOTAL CAPITAL OUTLAY	\$0	\$0	\$0	\$0	\$0	\$0
<b><u>COMMENTS</u></b>						
<b>TOTAL SWIMMING POOL</b>	\$40,452	\$40,801	\$90,566	\$72,307	\$56,151	\$64,427

CITY OF NAVASOTA  
 APPROVED BUDGET WORKSHEET  
 AS OF :OCTOBER 1 , 2019

**100-GENERAL  
 PARKS & RECREATION  
 EXPENDITURES**

	2015-2016 ACTUAL	2016-2017 ACTUAL	2017-2018 ACTUAL	(-----2018-2019-----) CURRENT BUDGET	Y-T-D ACTUAL	(----2019-2020 PROPOSED BUDGET
<b><u>PERSONNEL SERVICES</u></b>						
TOTAL PERSONNEL SERVICES	\$235,610.00	\$257,375.00	\$220,453.00	\$269,175.00	\$217,396.00	\$287,851.00
<b><u>MATERIALS &amp; SUPPLIES</u></b>						
TOTAL MATERIALS & SUPPLIES	\$20,625.00	\$23,464.00	\$28,036.00	\$27,000.00	\$22,941.00	\$27,000.00
<b><u>MAINTENANCE &amp; SERVICES</u></b>						
TOTAL MAINTENANCE SERVICES	\$329,957.00	\$239,441.00	\$302,704.00	\$154,446.00	\$188,872.00	\$159,446.00
<b><u>UTILITIES</u></b>						
TOTAL UTILITIES	\$43,596.00	\$38,471.00	\$36,351.00	\$43,000.00	\$29,740.00	\$43,000.00
<b><u>PROFESSIONAL FEES</u></b>						
TOTAL PROFESSIONAL FEES	\$860.00	\$680.00	\$2,064.00	\$1,000.00	\$600.00	\$1,000.00
<b><u>CAPITAL OUTLAY</u></b>						
TOTAL CAPITAL OUTLAY	\$0.00	\$196.00	\$13,342.00	\$6,000.00	\$4,608.00	\$13,800.00
<b><u>COMMENTS</u></b>						
<b>TOTAL PARKS &amp; RECREATION</b>	<b>\$630,648</b>	<b>\$559,627</b>	<b>\$602,950</b>	<b>\$500,621</b>	<b>\$464,157</b>	<b>\$532,097</b>

CITY OF NAVASOTA  
 APPROVED BUDGET WORKSHEET  
 AS OF :OCTOBER 1 , 2019

**100-GENERAL  
 AIRPORT  
 EXPENDITURES**

	2015-2016 ACTUAL	2016-2017 ACTUAL	2017-2018 ACTUAL	(-----2018-2019-----) CURRENT BUDGET	(----2019-2020 Y-T-D ACTUAL	(----2019-2020 PROPOSED BUDGET
<b><u>MATERIALS &amp; SUPPLIES</u></b>						
TOTAL MATERIALS & SUPPLIES	\$139.00	\$8.00	\$173.00	\$0.00	\$0.00	\$0.00
<b><u>MAINTENANCE &amp; SERVICES</u></b>						
TOTAL MAINTENANCE SERVICES	\$23,725.00	\$3,622.00	\$30,138.00	\$78,556.00	\$76,275.00	\$51,556.00
<b><u>UTILITIES</u></b>						
TOTAL UTILITIES	\$2,447.00	\$2,107.00	\$3,898.00	\$3,000.00	\$1,931.00	\$3,000.00
<b><u>PROFESSIONAL FEES</u></b>						
TOTAL PROFESSIONAL FEES	\$0.00	\$335.00	\$335.00	\$0.00	\$0.00	\$12,600.00
<b><u>CAPITAL OUTLAY</u></b>						
TOTAL CAPITAL OUTLAY	\$0.00	\$0.00	\$0.00	\$0.00	\$0.00	\$48,000.00
<b><u>COMMENTS</u></b>						
<b>TOTAL AIRPORT</b>	\$26,311	\$6,072	\$34,544	\$81,556	\$78,206	\$115,156

CITY OF NAVASOTA  
 APPROVED BUDGET WORKSHEET  
 AS OF :OCTOBER 1 , 2019

**100-GENERAL  
 POLICE  
 EXPENDITURES**

	2015-2016 ACTUAL	2016-2017 ACTUAL	2017-2018 ACTUAL	(-----2018-2019-----) CURRENT BUDGET	Y-T-D ACTUAL	(----2019-2020 PROPOSED BUDGET
<b><u>PERSONNEL SERVICES</u></b>						
TOTAL PERSONNEL SERVICES	\$1,611,913.00	\$1,548,803.00	\$1,585,483.00	\$1,679,803.00	\$1,428,207.00	\$1,822,147.00
<b><u>MATERIALS &amp; SUPPLIES</u></b>						
TOTAL MATERIALS & SUPPLIES	\$64,412.00	\$67,403.00	\$71,539.00	\$82,000.00	\$85,174.00	\$98,500.00
<b><u>MAINTENANCE &amp; SERVICES</u></b>						
TOTAL MAINTENANCE SERVICES	\$45,697.00	\$33,907.00	\$43,657.00	\$58,500.00	\$36,671.00	\$58,500.00
<b><u>PROFESSIONAL FEES</u></b>						
TOTAL PROFESSIONAL FEES	\$600.00	\$1,751.00	\$400.00	\$1,700.00	\$1,700.00	\$1,500.00
<b><u>CAPITAL OUTLAY</u></b>						
TOTAL CAPITAL OUTLAY	\$4,157.00	\$86,242.00	\$67,643.00	\$146,850.00	\$117,447.00	\$192,850.00
<b><u>COMMENTS</u></b>						
<b>TOTAL POLICE</b>	\$1,726,779	\$1,738,106	\$1,768,722	\$1,968,853	\$1,669,199	\$2,173,497

CITY OF NAVASOTA  
 APPROVED BUDGET WORKSHEET  
 AS OF :OCTOBER 1 , 2019

**100-GENERAL  
 FIRE  
 EXPENDITURES**

	2015-2016 ACTUAL	2016-2017 ACTUAL	2017-2018 ACTUAL	(-----2018-2019-----) CURRENT BUDGET	Y-T-D ACTUAL	(----2019-2020 PROPOSED BUDGET
<b><u>PERSONNEL SERVICES</u></b>						
TOTAL PERSONNEL SERVICES	\$460,185.00	\$473,424.00	\$463,882.00	\$464,487.00	\$459,221.00	\$533,259.00
<b><u>MATERIALS &amp; SUPPLIES</u></b>						
TOTAL MATERIALS & SUPPLIES	\$19,251.00	\$21,961.00	\$23,048.00	\$32,741.00	\$26,806.00	\$58,451.00
<b><u>MAINTENANCE &amp; SERVICES</u></b>						
TOTAL MAINTENANCE SERVICES	\$44,935.00	\$45,400.00	\$79,282.00	\$99,223.00	\$81,959.00	\$79,278.00
<b><u>UTILITIES</u></b>						
TOTAL UTILITIES	\$5,814.00	\$6,391.00	\$6,515.00	\$6,000.00	\$4,722.00	\$6,000.00
<b><u>CAPITAL OUTLAY</u></b>						
TOTAL CAPITAL OUTLAY	\$25,880.00	\$31,500.00	\$25,880.00	\$26,000.00	\$25,880.00	\$37,500.00
<b><u>COMMENTS</u></b>						
<b>TOTAL FIRE</b>	<b>\$556,065</b>	<b>\$578,676</b>	<b>\$598,607</b>	<b>\$628,451</b>	<b>\$598,588</b>	<b>\$714,488</b>

CITY OF NAVASOTA  
 APPROVED BUDGET WORKSHEET  
 AS OF :OCTOBER 1 , 2019

**100-GENERAL  
 ANIMAL CONTROL  
 EXPENDITURES**

	2015-2016 ACTUAL	2016-2017 ACTUAL	2017-2018 ACTUAL	(-----2018-2019-----) CURRENT BUDGET	Y-T-D ACTUAL	(----2019-2020 PROPOSED BUDGET
<b><u>PERSONNEL SERVICES</u></b>						
TOTAL PERSONNEL SERVICES	\$467,872.00	\$52,371.00	\$58,228.00	\$49,803.00	\$27,552.00	\$64,879.00
<b><u>MATERIALS &amp; SUPPLIES</u></b>						
TOTAL MATERIALS & SUPPLIES	\$5,881.00	\$7,063.00	\$7,118.00	\$6,708.00	\$3,640.00	\$6,708.00
<b><u>MAINTENANCE &amp; SERVICES</u></b>						
TOTAL MAINTENANCE SERVICES	\$2,853.00	\$9,458.00	\$4,504.00	\$7,682.00	\$9,166.00	\$7,682.00
<b><u>UTILITIES</u></b>						
TOTAL UTILITIES	\$1,480.00	\$1,614.00	\$1,788.00	\$2,500.00	\$1,798.00	\$1,500.00
<b><u>CAPITAL OUTLAY</u></b>						
TOTAL CAPITAL OUTLAY	\$0.00	\$0.00	\$0.00	\$0.00	\$0.00	\$7,800.00
<b><u>COMMENTS</u></b>						
<b>TOTAL ANIMAL CONTROL</b>	\$478,086	\$70,506	\$71,638	\$66,693	\$42,156	\$88,569

CITY OF NAVASOTA  
 APPROVED BUDGET WORKSHEET  
 AS OF :OCTOBER 1 , 2019

**100-GENERAL  
 MUNICIPAL COURT  
 EXPENDITURES**

	2015-2016 ACTUAL	2016-2017 ACTUAL	2017-2018 ACTUAL	(-----2018-2019-----) CURRENT BUDGET	(----2019-2020 Y-T-D ACTUAL	(----2019-2020 PROPOSED BUDGET
<b><u>PERSONNEL SERVICES</u></b>						
TOTAL PERSONNEL SERVICES	\$101,487.00	\$75,171.00	\$67,885.00	\$71,965.00	\$68,193.00	\$74,236.00
<b><u>MATERIALS &amp; SUPPLIES</u></b>						
TOTAL MATERIALS & SUPPLIES	\$336.00	\$162.00	\$227.00	\$1,000.00	\$366.00	\$1,000.00
<b><u>MAINTENANCE &amp; SERVICES</u></b>						
TOTAL MAINTENANCE SERVICES	\$0.00	\$0.00	\$0.00	\$1,000.00	\$0.00	\$1,000.00
<b><u>UTILITIES</u></b>						
TOTAL UTILITIES	\$0	\$0	\$0	\$0	\$0	\$0
<b><u>PROFESSIONAL FEES</u></b>						
TOTAL PROFESSIONAL FEES	\$0	\$0	\$0	\$0	\$0	\$0
<b><u>MISCELLANEOUS</u></b>						
TOTAL MISCELLANEOUS	\$338.00	\$120.00	\$252.00	\$515.00	\$0.00	\$515.00
<b><u>COMMENTS</u></b>						
<b>TOTAL MUNICIPAL COURT</b>	\$102,161	\$75,453	\$68,364	\$74,480	\$68,559	\$76,751

CITY OF NAVASOTA  
 APPROVED BUDGET WORKSHEET  
 AS OF :OCTOBER 1 , 2019

**100-GENERAL  
 EMERGENCY MANAGEMENT  
 EXPENDITURES**

	2015-2016	2016-2017	2017-2018	(-----2018-2019-----) CURRENT BUDGET	Y-T-D ACTUAL	(----2019-2020 PROPOSED BUDGET
	ACTUAL	ACTUAL	ACTUAL			
<b><u>PERSONNEL SERVICES</u></b>						
TOTAL PERSONNEL SERVICES	\$0.00	\$0.00	\$0.00	\$0.00	\$0.00	\$4,000.00
<b><u>MATERIALS &amp; SUPPLIES</u></b>						
TOTAL MATERIALS & SUPPLIES	\$123.00	\$123.00	\$123.00	\$1,000.00	\$147.00	\$1,000.00
<b><u>MAINTENANCE &amp; SERVICES</u></b>						
TOTAL MAINTENANCE SERVICES	\$1,500.00	\$3,000.00	\$0.00	\$1,500.00	\$1,500.00	\$1,500.00

**COMMENTS**

<b>TOTAL EMERGENCY MANAGEMENT</b>	\$1,623	\$3,123	\$123	\$2,500	\$1,647	\$6,500
-----------------------------------	---------	---------	-------	---------	---------	---------

CITY OF NAVASOTA  
 APPROVED BUDGET WORKSHEET  
 AS OF :OCTOBER 1 , 2019

**100-GENERAL  
 LIBRARY  
 EXPENDITURES**

	2015-2016 ACTUAL	2016-2017 ACTUAL	2017-2018 ACTUAL	(-----2018-2019-----) CURRENT BUDGET	(----2019-2020 Y-T-D ACTUAL	(----2019-2020 PROPOSED BUDGET
<b><u>PERSONNEL SERVICES</u></b>						
TOTAL PERSONNEL SERVICES	\$161,238.00	\$88,734.00	\$77,590.00	\$83,956.00	\$71,257.00	\$97,762.00
<b><u>MATERIALS &amp; SUPPLIES</u></b>						
TOTAL MATERIALS & SUPPLIES	\$4,020.00	\$2,639.00	\$4,899.00	\$10,530.00	\$8,030.00	\$2,650.00
<b><u>MAINTENANCE &amp; SERVICES</u></b>						
TOTAL MAINTENANCE SERVICES	\$2,158.00	\$2,293.00	\$4,090.00	\$20,000.00	\$2,823.00	\$20,000.00
<b><u>UTILITIES</u></b>						
TOTAL UTILITIES	\$6,473.00	\$5,844.00	\$6,246.00	\$6,000.00	\$5,090.00	\$6,000.00
<b><u>PROFESSIONAL FEES</u></b>						
TOTAL PROFESSIONAL FEES	\$0	\$0	\$0	\$0	\$0	\$0
<b><u>CAPITAL OUTLAY</u></b>						
TOTAL CAPITAL OUTLAY	\$9,125.00	\$5,573.00	\$7,452.00	\$6,000.00	\$5,893.00	\$11,500.00
<b><u>COMMENTS</u></b>						
<b>TOTAL LIBRARY</b>	\$183,014	\$105,083	\$100,277	\$126,486	\$93,093	\$137,912

CITY OF NAVASOTA  
 APPROVED BUDGET WORKSHEET  
 AS OF :OCTOBER 1 , 2019

**100-GENERAL  
 LEGISLATIVE  
 EXPENDITURES**

	2015-2016 ACTUAL	2016-2017 ACTUAL	2017-2018 ACTUAL	(-----2018-2019-----) CURRENT BUDGET	(----2019-2020 Y-T-D ACTUAL	(----2019-2020 PROPOSED BUDGET
<b><u>PERSONNEL SERVICES</u></b>						
TOTAL PERSONNEL SERVICES	\$5,686.00	\$4,706.00	\$6,336.00	\$7,210.00	\$7,447.00	\$8,500.00
<b><u>MATERIALS &amp; SUPPLIES</u></b>						
TOTAL MATERIALS & SUPPLIES	\$7,929.00	\$8,054.00	\$9,367.00	\$10,989.00	\$6,509.00	\$159,614.00
<b><u>PROFESSIONAL FEES</u></b>						
TOTAL PROFESSIONAL FEES	\$179,129.00	\$117,566.00	\$342,966.00	\$505,800.00	\$519,976.00	\$353,000.00
<b><u>MISCELLANEOUS</u></b>						
TOTAL MISCELLANEOUS	\$24,753.00	\$14,514.00	\$17,221.00	\$24,000.00	\$24,665.00	\$25,000.00
<b><u>COMMENTS</u></b>						
<b>TOTAL LEGISLATIVE</b>	\$217,497	\$144,840	\$375,890	\$547,999	\$558,597	\$546,114

CITY OF NAVASOTA  
 APPROVED BUDGET WORKSHEET  
 AS OF :OCTOBER 1 , 2019

**100-GENERAL  
 GENERAL ADMINISTRATION  
 EXPENDITURES**

	2015-2016 ACTUAL	2016-2017 ACTUAL	2017-2018 ACTUAL	(-----2018-2019-----) CURRENT BUDGET	Y-T-D ACTUAL	(----2019-2020 PROPOSED BUDGET
<b><u>PERSONNEL SERVICES</u></b>						
TOTAL PERSONNEL SERVICES	\$502,086.00	\$482,679.00	\$470,951.00	\$435,045.00	\$403,587.00	\$468,111.00
<b><u>MATERIALS &amp; SUPPLIES</u></b>						
TOTAL MATERIALS & SUPPLIES	\$4,932.00	\$2,040.00	\$2,289.00	\$2,000.00	\$2,087.00	\$2,000.00

**COMMENTS**

<b>TOTAL GENERAL ADMINISTRATION</b>	\$507,018	\$484,719	\$473,240	\$437,045	\$405,674	\$470,111
-------------------------------------	-----------	-----------	-----------	-----------	-----------	-----------

CITY OF NAVASOTA  
 APPROVED BUDGET WORKSHEET  
 AS OF :OCTOBER 1 , 2019

**100-GENERAL  
 KEEP NAVASOTA BEAUTIFUL  
 EXPENDITURES**

	2015-2016 ACTUAL	2016-2017 ACTUAL	2017-2018 ACTUAL	(-----2018-2019-----) CURRENT BUDGET	Y-T-D ACTUAL	(----2019-2020 PROPOSED BUDGET
<b><u>PERSONNEL SERVICES</u></b>						
TOTAL PERSONNEL SERVICES	\$100.00	\$100.00	\$150.00	\$150.00	\$0.00	\$150.00
<b><u>MATERIALS &amp; SUPPLIES</u></b>						
TOTAL MATERIALS & SUPPLIES	\$3,078.00	\$2,185.00	\$1,434.00	\$3,000.00	\$2,421.00	\$3,000.00

**COMMENTS**

<b>TOTAL KEEP NAVASOTA BEAUTIFUL</b>	\$3,178	\$2,285	\$1,584	\$3,150	\$2,421	\$3,150
--------------------------------------	---------	---------	---------	---------	---------	---------

CITY OF NAVASOTA  
 APPROVED BUDGET WORKSHEET  
 AS OF :OCTOBER 1 , 2019

**100-GENERAL  
 CITY HALL  
 EXPENDITURES**

	2015-2016 ACTUAL	2016-2017 ACTUAL	2017-2018 ACTUAL	(-----2018-2019-----) CURRENT BUDGET	(----2019-2020 Y-T-D ACTUAL	(----2019-2020 PROPOSED BUDGET
<b><u>PERSONNEL SERVICES</u></b>						
TOTAL PERSONNEL SERVICES	\$146,659.00	\$130,741.00	\$161,371.00	\$176,538.00	\$137,447.00	\$198,827.00
<b><u>MATERIALS &amp; SUPPLIES</u></b>						
TOTAL MATERIALS & SUPPLIES	\$32,572.00	\$28,327.00	\$34,089.00	\$54,000.00	\$47,647.00	\$34,000.00
<b><u>MAINTENANCE &amp; SERVICES</u></b>						
TOTAL MAINTENANCE SERVICES	\$51,846.00	\$75,955.00	\$59,278.00	\$71,500.00	\$73,581.00	\$51,500.00
<b><u>UTILITIES</u></b>						
TOTAL UTILITIES	\$36,525.00	\$33,566.00	\$37,725.00	\$40,000.00	\$29,982.00	\$40,000.00
<b><u>PROFESSIONAL FEES</u></b>						
TOTAL PROFESSIONAL FEES	\$600.00	\$600.00	\$600.00	\$600.00	\$600.00	\$0.00
<b><u>COMMENTS</u></b>						
<b>TOTAL CITY HALL</b>	<b>\$268,202</b>	<b>\$269,189</b>	<b>\$293,063</b>	<b>\$342,638</b>	<b>\$289,257</b>	<b>\$324,327</b>

CITY OF NAVASOTA  
 APPROVED BUDGET WORKSHEET  
 AS OF :OCTOBER 1 , 2019

**100-GENERAL  
 COMMUNITY DEVELOPMENT  
 EXPENDITURES**

	2015-2016 ACTUAL	2016-2017 ACTUAL	2017-2018 ACTUAL	(-----2018-2019-----) CURRENT BUDGET	(----2019-2020 Y-T-D ACTUAL	(----2019-2020 PROPOSED BUDGET
<b><u>PERSONNEL SERVICES</u></b>						
TOTAL PERSONNEL SERVICES	\$230,362.00	\$130,597.00	\$218,941.00	\$243,512.00	\$221,117.00	\$268,149.00
<b><u>MATERIALS &amp; SUPPLIES</u></b>						
TOTAL MATERIALS & SUPPLIES	\$5,530.00	\$1,456.00	\$2,952.00	\$2,515.00	\$2,564.00	\$1,515.00
<b><u>MAINTENANCE &amp; SERVICES</u></b>						
TOTAL MAINTENANCE SERVICES	\$12,169.00	\$6,469.00	\$12,968.00	\$30,100.00	\$13,595.00	\$30,100.00
<b><u>PROFESSIONAL FEES</u></b>						
TOTAL PROFESSIONAL FEES	\$107,808.00	\$85,295.00	\$80,410.00	\$0.00	\$12,546.00	\$26,000.00
<b><u>CAPITAL OUTLAY</u></b>						
TOTAL CAPITAL OUTLAY	\$0.00	\$0.00	\$0.00	\$600.00	\$310.00	\$35,800.00
<b><u>COMMENTS</u></b>						
<b>TOTAL COMMUNITY DEVELOPMENT</b>	<b>\$355,869</b>	<b>\$223,817</b>	<b>\$315,271</b>	<b>\$276,727</b>	<b>\$250,132</b>	<b>\$361,564</b>

CITY OF NAVASOTA  
 APPROVED BUDGET WORKSHEET  
 AS OF :OCTOBER 1 , 2019

**100-GENERAL  
 TOURISM  
 EXPENDITURES**

	2015-2016 ACTUAL	2016-2017 ACTUAL	2017-2018 ACTUAL	(-----2018-2019-----) CURRENT BUDGET	(----2019-2020 Y-T-D ACTUAL	(----2019-2020 PROPOSED BUDGET
<b><u>PERSONNEL SERVICES</u></b>						
TOTAL PERSONNEL SERVICES	\$62,999.00	\$17,840.00	\$42,109.00	\$27,520.00	\$28,467.00	\$30,837.00
<b><u>MATERIALS &amp; SUPPLIES</u></b>						
TOTAL MATERIALS & SUPPLIES	\$28,885.00	\$279,011.00	\$279,588.00	\$245,200.00	\$276,363.00	\$354,000.00
<b><u>MAINTENANCE &amp; SERVICES</u></b>						
TOTAL MAINTENANCE SERVICES	\$56,979.00	\$15,822.00	\$563.00	\$15,300.00	\$12,735.00	\$9,000.00
<b><u>MISCELLANEOUS</u></b>						
TOTAL MISCELLANEOUS	\$0.00	\$0.00	\$1,405.00	\$6,000.00	\$998.00	\$6,000.00
<b><u>COMMENTS</u></b>						
<b>TOTAL TOURISM</b>	\$148,863	\$312,673	\$323,665	\$294,020	\$318,563	\$399,837

CITY OF NAVASOTA  
 APPROVED BUDGET WORKSHEET  
 AS OF :OCTOBER 1 , 2019

**100-GENERAL  
 COMMUNICATIONS  
 EXPENDITURES**

	2015-2016 ACTUAL	2016-2017 ACTUAL	2017-2018 ACTUAL	(-----2018-2019-----) CURRENT BUDGET	(----2019-2020 Y-T-D ACTUAL	(----2019-2020 PROPOSED BUDGET
<b><u>PERSONNEL SERVICES</u></b>						
TOTAL PERSONNEL SERVICES	\$30,968.00	\$10,620.00	\$25,443.00	\$34,482.00	\$31,475.00	\$31,837.00
<b><u>MATERIALS &amp; SUPPLIES</u></b>						
TOTAL MATERIALS & SUPPLIES	\$7,876.00	\$61.00	\$777.00	\$3,000.00	\$2,437.00	\$3,000.00
<b><u>MAINTENANCE &amp; SERVICES</u></b>						
TOTAL MAINTENANCE SERVICES	\$9,143.00	\$5,400.00	\$16,885.00	\$10,000.00	\$6,805.00	\$9,000.00
<b><u>MISCELLANEOUS</u></b>						
TOTAL MISCELLANEOUS	\$7,471.00	\$90.00	\$5,325.00	\$5,000.00	\$1,004.00	\$5,000.00
<b><u>CAPITAL OUTLAY</u></b>						
TOTAL CAPITAL OUTLAY						
<b><u>COMMENTS</u></b>						
<b>TOTAL COMMUNICATIONS</b>	\$55,458	\$16,171	\$48,430	\$52,482	\$41,721	\$48,837

CITY OF NAVASOTA  
 APPROVED BUDGET WORKSHEET  
 AS OF :OCTOBER 1 , 2019

**100-GENERAL  
 FINANCE  
 EXPENDITURES**

	2015-2016 ACTUAL	2016-2017 ACTUAL	2017-2018 ACTUAL	(-----2018-2019-----) CURRENT BUDGET	Y-T-D ACTUAL	(----2019-2020 PROPOSED BUDGET
<b><u>PERSONNEL SERVICES</u></b>						
TOTAL PERSONNEL SERVICES	\$285,528.00	\$254,912.00	\$215,346.00	\$307,348.00	\$273,558.00	\$368,442.00
<b><u>MATERIALS &amp; SUPPLIES</u></b>						
TOTAL MATERIALS & SUPPLIES	\$1,458.00	\$2,632.00	\$494.00	\$3,000.00	\$2,564.00	\$4,500.00
<b><u>MAINTENANCE &amp; SERVICES</u></b>						
TOTAL MAINTENANCE SERVICES	\$20,063.00	\$23,842.00	\$33,625.00	\$33,500.00	\$30,716.00	\$33,500.00
<b><u>UTILITIES</u></b>						
TOTAL UTILITIES	\$2,401.00	\$2,512.00	\$2,220.00	\$3,000.00	\$1,662.00	\$3,000.00
<b><u>PROFESSIONAL FEES</u></b>						
TOTAL PROFESSIONAL FEES	\$67,444.00	\$89,723.00	\$93,199.00	\$80,000.00	\$84,948.00	\$88,000.00
<b><u>BOND AND LOAN DEBT</u></b>						
TOTAL BOND AND LOAN DEBT	\$1,000.00	\$1,000.00	\$1,000.00	\$1,000.00	\$1,000.00	\$1,000.00
<b><u>MISCELLANEOUS</u></b>						
TOTAL MISCELLANEOUS	\$0.00	\$0.00	\$0.00	\$250.00	\$0.00	\$250.00
<b><u>COMMENTS</u></b>						
<b>TOTAL FINANCE</b>	<b>\$377,894</b>	<b>\$374,621</b>	<b>\$345,884</b>	<b>\$428,098</b>	<b>\$394,448</b>	<b>\$498,692</b>

CITY OF NAVASOTA  
 APPROVED BUDGET WORKSHEET  
 AS OF :OCTOBER 1 , 2019

**100-GENERAL  
 HUMAN RESOURCES  
 EXPENDITURES**

	2015-2016 ACTUAL	2016-2017 ACTUAL	2017-2018 ACTUAL	(-----2018-2019-----) CURRENT BUDGET	(----2019-2020 Y-T-D ACTUAL	(----2019-2020 PROPOSED BUDGET
<b><u>PERSONNEL SERVICES</u></b>						
TOTAL PERSONNEL SERVICES	\$97,606.00	\$98,209.00	\$67,565.00	\$74,987.00	\$74,069.00	\$91,707.00
<b><u>MATERIALS &amp; SUPPLIES</u></b>						
TOTAL MATERIALS & SUPPLIES	\$615.00	\$1,617.00	\$1,520.00	\$1,000.00	\$872.00	\$1,000.00
<b><u>PROFESSIONAL FEES</u></b>						
TOTAL PROFESSIONAL FEES	\$8,135.00	\$13,282.00	\$37,446.00	\$52,000.00	\$35,888.00	\$57,000.00
<b><u>COMMENTS</u></b>						
<b>TOTAL HUMAN RESOURCES</b>	\$106,356	\$113,108	\$106,531	\$127,987	\$110,829	\$149,707

CITY OF NAVASOTA  
 APPROVED BUDGET WORKSHEET  
 AS OF :OCTOBER 1 , 2019

**100-GENERAL  
 TECHNOLOGY DEPT  
 EXPENDITURES**

	2015-2016 ACTUAL	2016-2017 ACTUAL	2017-2018 ACTUAL	(-----2018-2019-----) CURRENT BUDGET	(----2019-2020 Y-T-D ACTUAL	(----2019-2020 PROPOSED BUDGET
<b><u>PERSONNEL SERVICES</u></b>						
TOTAL PERSONNEL SERVICES	\$0	\$0	\$31,510	\$57,262	\$49,932	\$58,278
<b><u>MATERIALS &amp; SUPPLIES</u></b>						
TOTAL MATERIALS & SUPPLIES	\$0.00	\$0.00	\$1,449.00	\$500.00	\$148.00	\$0.00
<b><u>MAINTENANCE &amp; SERVICES</u></b>						
TOTAL MAINTENANCE SERVICES	\$156,589.00	\$166,148.00	\$182,014.00	\$199,200.00	\$209,392.00	\$191,200.00
<b><u>UTILITIES</u></b>						
TOTAL UTILITIES	\$128,383.00	\$118,360.00	\$122,958.00	\$145,000.00	\$109,404.00	\$125,000.00
<b><u>CAPITAL OUTLAY</u></b>						
TOTAL CAPITAL OUTLAY	\$0.00	\$0.00	\$0.00	\$7,692.00	\$1,070.00	\$22,692.00
<b><u>COMMENTS</u></b>						
<b>TOTAL TECHNOLOGY</b>	\$284,972	\$284,508	\$337,931	\$409,654	\$369,946	\$397,170

CITY OF NAVASOTA  
 APPROVED BUDGET WORKSHEET  
 AS OF :OCTOBER 1 , 2019

**100-GENERAL**

	<b>2015-2016</b>	<b>2016-2017</b>	<b>2017-2018</b>	(-----2018-2019-----)	(----2019-2020	
	<b>ACTUAL</b>	<b>ACTUAL</b>	<b>ACTUAL</b>	<b>CURRENT</b>	<b>Y-T-D</b>	<b>PROPOSED</b>
				<b>BUDGET</b>	<b>ACTUAL</b>	<b>BUDGET</b>
<b>TOTAL EXPENDITURES</b>	\$8,118,286	\$7,541,521	\$8,459,724	\$9,403,180	\$7,829,261	\$11,391,194
<b>TOTAL REVENUES</b>	\$8,058,464	\$7,182,955	\$7,515,461	\$9,296,600	\$8,980,386	\$11,391,194
<b>REVENUE OVER/(UNDER) EXPENDITURE</b>	(\$59,822)	(\$358,566)	(\$944,263)	(\$106,580)	\$1,151,125	\$0



**Water Fund**

CITY OF NAVASOTA  
 APPROVED BUDGET WORKSHEET  
 AS OF : OCTOBER 1, 2019

**200-WATER FUND**

**REVENUES**

	2015-2016	2016-2017	2017-2018	(-----2018-2019-----)	(----2019-2020	
	ACTUAL	ACTUAL	ACTUAL	CURRENT	Y-T-D	PROPOSED
				BUDGET	ACTUAL	BUDGET

**TAXES AND OTHER GOVERNMENT**

TOTAL TAXES AND OTHER GOVERNMENT	\$1,967.00	\$3,383.00	\$2,459.00	\$6,000.00	\$18,205.00	\$11,000.00
----------------------------------	------------	------------	------------	------------	-------------	-------------

**CITY UTILITIES**

TOTAL CITY UTILITIES	\$1,824,108.00	\$1,929,704.00	\$1,978,656.00	\$1,746,000.00	\$1,643,601.00	\$1,840,000.00
----------------------	----------------	----------------	----------------	----------------	----------------	----------------

**MISCELLANEOUS**

TOTAL MISCELLANEOUS	\$5,460.00	\$75,059.00	\$1,355,712.00	\$2,000.00	\$11,667.00	\$2,000.00
---------------------	------------	-------------	----------------	------------	-------------	------------

**COMMENTS**

<b>TOTAL REVENUES</b>	<b>\$1,831,535</b>	<b>\$2,008,146</b>	<b>\$3,336,827</b>	<b>\$1,754,000</b>	<b>\$1,673,473</b>	<b>\$1,853,000</b>
-----------------------	--------------------	--------------------	--------------------	--------------------	--------------------	--------------------

CITY OF NAVASOTA  
 APPROVED BUDGET WORKSHEET  
 AS OF : OCTOBER 1, 2019

**200-WATER FUND  
 NON-DEPARTMENTAL  
 EXPENDITURES**

				(-----2018-2019-----)	(----2019-2020
2015-2016	2016-2017	2017-2018	CURRENT	Y-T-D	PROPOSED
ACTUAL	ACTUAL	ACTUAL	BUDGET	ACTUAL	BUDGET

MISCELLANEOUS  
 TOTAL MISCELLANEOUS

\$200,489.00	\$313,923.00	\$285,775.00	\$369,419.00	\$216,716.00	\$371,815.00
--------------	--------------	--------------	--------------	--------------	--------------

COMMENTS

<b>TOTAL NON DEPARTMENTAL</b>	\$200,489	\$313,923	\$285,775	\$369,419	\$216,716	\$371,815
-------------------------------	-----------	-----------	-----------	-----------	-----------	-----------

CITY OF NAVASOTA  
 APPROVED BUDGET WORKSHEET  
 AS OF : OCTOBER 1, 2019

**200-WATER FUND  
 WATER PRODUCTION  
 EXPENDITURES**

	2015-2016	2016-2017	2017-2018	(-----2018-2019-----)	(----2019-2020	
	ACTUAL	ACTUAL	ACTUAL	CURRENT	Y-T-D	PROPOSED
				BUDGET	ACTUAL	BUDGET
<b><u>PERSONNEL SERVICES</u></b>						
TOTAL PERSONNEL SERVICES	\$196,182.00	\$182,274.00	\$169,317.00	\$191,378.00	\$167,413.00	\$213,987.00
<b><u>MATERIALS &amp; SUPPLIES</u></b>						
TOTAL MATERIALS & SUPPLIES	\$24,710.00	\$11,717.00	\$11,679.00	\$12,800.00	\$8,971.00	\$12,800.00
<b><u>MAINTENANCE &amp; SERVICES</u></b>						
TOTAL MAINTENANCE SERVICES	\$16,642.00	\$27,982.00	\$224,169.00	\$47,000.00	\$14,979.00	\$51,500.00
<b><u>UTILITIES</u></b>						
TOTAL UTILITIES	\$91,547.00	\$96,924.00	\$104,325.00	\$105,000.00	\$67,302.00	\$105,000.00
<b><u>PROFESSIONAL FEES</u></b>						
TOTAL PROFESSIONAL FEES	\$67,780.00	\$42,397.00	\$29,574.00	\$92,550.00	\$53,974.00	\$92,550.00
<b><u>MISCELLANEOUS</u></b>						
TOTAL MISCELLANEOUS	\$13,517.00	\$10,424.00	\$4,355.00	\$0.00	\$0.00	\$0.00
<b><u>CAPITAL OUTLAY</u></b>						
TOTAL CAPITAL OUTLAY	\$0.00	\$7,493.00	\$5,286.00	\$6,000.00	\$4,650.00	\$6,000.00
<b><u>COMMENTS</u></b>						
<b>TOTAL WATER PRODUCTION</b>	<b>\$410,378</b>	<b>\$379,211</b>	<b>\$548,705</b>	<b>\$454,728</b>	<b>\$317,289</b>	<b>\$481,837</b>

CITY OF NAVASOTA  
 APPROVED BUDGET WORKSHEET  
 AS OF : OCTOBER 1, 2019

**200-WATER FUND  
 WATER DISTRIBUTION  
 EXPENDITURES**

	2015-2016 ACTUAL	2016-2017 ACTUAL	2017-2018 ACTUAL	(-----2018-2019-----) CURRENT BUDGET	(----2019-2020 Y-T-D ACTUAL	(----2019-2020 PROPOSED BUDGET
<b><u>PERSONNEL SERVICES</u></b>						
TOTAL PERSONNEL SERVICES	\$223,452.00	\$215,519.00	\$224,545.00	\$230,297.00	\$232,589.00	\$257,701.00
<b><u>MATERIALS &amp; SUPPLIES</u></b>						
TOTAL MATERIALS & SUPPLIES	\$20,762.00	\$8,823.00	\$11,565.00	\$10,000.00	\$10,735.00	\$10,000.00
<b><u>MAINTENANCE &amp; SERVICES</u></b>						
TOTAL MAINTENANCE SERVICES	\$495,198.00	\$594,712.00	\$582,812.00	\$656,556.00	\$649,144.00	\$684,647.00
<b><u>TRANSFER OUT</u></b>						
TOTAL TRANSFER OUT	\$236,865.00	\$237,730.00	\$1,429,888.00	\$0.00	\$0.00	\$0.00
<b><u>PROFESSIONAL FEES</u></b>						
TOTAL PROFESSIONAL FEES	\$5,342.00	\$1,300.00	\$13,131.00	\$9,000.00	\$8,580.00	\$1,000.00
<b><u>MISCELLANEOUS</u></b>						
TOTAL MISCELLANEOUS	\$13,517.00	\$0.00	\$4,355.00	\$0.00	\$0.00	\$1,000.00
<b><u>CAPITAL OUTLAY</u></b>						
TOTAL CAPITAL OUTLAY	\$0.00	\$0.00	\$10,585.00	\$110,000.00	\$105,538.00	\$45,000.00
<b><u>COMMENTS</u></b>						
<b>TOTAL WATER DISTRIBUTION</b>	<b>\$995,136</b>	<b>\$1,058,084</b>	<b>\$2,276,881</b>	<b>\$1,015,853</b>	<b>\$1,006,586</b>	<b>\$999,348</b>

CITY OF NAVASOTA  
 APPROVED BUDGET WORKSHEET  
 AS OF : OCTOBER 1, 2019

200-WATER FUND

	2015-2016	2016-2017	2017-2018	(-----2018-2019-----)	(----2019-2020	
	ACTUAL	ACTUAL	ACTUAL	CURRENT	Y-T-D	PROPOSED
				BUDGET	ACTUAL	BUDGET
TOTAL EXPENDITURES	\$1,606,003	\$1,751,218	\$3,111,361	\$1,840,000	\$1,540,591	\$1,853,000
TOTAL REVENUES	\$1,831,535	\$2,008,146	\$3,336,827	\$1,754,000	\$1,673,473	\$1,853,000
REVENUE OVER/(UNDER) EXPENDITURE	\$225,532	\$256,928	\$225,466	(\$86,000)	\$132,882	\$0





**Utility Capital Fund**

10/10/2019

CITY OF NAVASOTA  
APPROVED BUDGET WORKSHEET  
AS OF : OCTOBER 1, 2019

**210-UTILITY CAPITAL IMP  
NON-DEPARTMENTAL  
EXPENDITURES**

	2015-2016	2016-2017	2017-2018	(-----2018-2019-----)	(----2019-2020	
	ACTUAL	ACTUAL	ACTUAL	CURRENT	Y-T-D	PROPOSED
				BUDGET	ACTUAL	BUDGET

MISCELLANEOUS

TOTAL MISCELLANEOUS                    \$0.00                    \$0.00                    \$0.00                    \$130,000.00                    \$0.00                    \$140,000.00

CAPITAL OUTLAY

TOTAL CAPITAL OUTLAY                    \$0                    \$0                    \$0                    \$0                    \$0                    \$0

COMMENTS

TOTAL NON DEPARTMENTAL                    \$0                    \$0                    \$0                    \$130,000                    \$0                    \$140,000

10/10/2019

CITY OF NAVASOTA  
APPROVED BUDGET WORKSHEET  
AS OF : OCTOBER 1, 2019

210-UTILITY CAPITAL IMP

	2015-2016	2016-2017	2017-2018	(-----2018-2019-----)	(-----2019-2020	
	ACTUAL	ACTUAL	ACTUAL	CURRENT	Y-T-D	PROPOSED
				BUDGET	ACTUAL	BUDGET
TOTAL EXPENDITURES	\$0	\$0	\$0	\$130,000	\$0	\$140,000
TOTAL REVENUES	\$0	\$0	\$133,173	\$130,000	\$136,088	\$140,000
REVENUE OVER/(UNDER) EXPENDITURE	\$0	\$0	\$133,173	\$0	\$136,088	\$0



**Gas Fund**

CITY OF NAVASOTA  
 APPROVED BUDGET WORKSHEET  
 AS OF OCTOBER 1, 2019

300-GAS FUND

REVENUES

	2015-2016	2016-2017	2017-2018	(-----2018-2019-----)	(----2019-2020
	ACTUAL	ACTUAL	ACTUAL	CURRENT	Y-T-D
				BUDGET	ACTUAL
					PROPOSED
					BUDGET

TAXES AND OTHER GOVERNMENT

TOTAL TAXES AND OTHER GOVERNMENT	\$3,550.00	\$2,339.00	\$7,037.00	\$7,000.00	\$14,984.00	\$14,000.00
----------------------------------	------------	------------	------------	------------	-------------	-------------

CITY UTILITIES

TOTAL CITY UTILITIES	\$2,029,492.00	\$2,855,944.00	\$3,163,853.00	\$2,675,200.00	\$3,879,907.00	\$3,283,000.00
----------------------	----------------	----------------	----------------	----------------	----------------	----------------

MISCELLANEOUS

TOTAL MISCELLANEOUS	\$63,489.00	\$60,404.00	\$56,033.00	\$0.00	\$14,844.00	\$0.00
---------------------	-------------	-------------	-------------	--------	-------------	--------

COMMENTS

TOTAL REVENUES	\$2,096,531	\$2,918,687	\$3,226,923	\$2,682,200	\$3,909,735	\$3,297,000
----------------	-------------	-------------	-------------	-------------	-------------	-------------

CITY OF NAVASOTA  
 APPROVED BUDGET WORKSHEET  
 AS OF OCTOBER 1, 2019

**300-GAS FUND  
 NON-DEPARTMENTAL  
 EXPENDITURES**

	2015-2016	2016-2017	2017-2018	(-----2018-2019-----)	(----2019-2020	
	ACTUAL	ACTUAL	ACTUAL	CURRENT	Y-T-D	PROPOSED
				BUDGET	ACTUAL	BUDGET

**BOND & LOAN DEBT**  
 TOTAL BOND & LOAN DEBT

\$57,000.00	\$57,000.00	\$47,347.00	\$0.00	\$0.00	\$0.00
-------------	-------------	-------------	--------	--------	--------

**MISCELLANEOUS**  
 TOTAL MISCELLANEOUS

\$0.00	\$244,000.00	\$80,240.00	\$70,146.00	\$0.00	\$70,146.00
--------	--------------	-------------	-------------	--------	-------------

**COMMENTS**

<b>TOTAL NON DEPARTMENTAL</b>	\$57,000	\$301,000	\$127,587	\$70,146	\$0	\$70,146
-------------------------------	----------	-----------	-----------	----------	-----	----------

CITY OF NAVASOTA  
 APPROVED BUDGET WORKSHEET  
 AS OF OCTOBER 1, 2019

**300-FUND  
 GAS DISTRUBTION  
 EXPENDITURES**

	2015-2016	2016-2017	2017-2018	(-----2018-2019-----)	(----2019-2020	
	ACTUAL	ACTUAL	ACTUAL	CURRENT	Y-T-D	PROPOSED
				BUDGET	ACTUAL	BUDGET
<b><u>PERSONNEL SERVICES</u></b>						
TOTAL PERSONNEL SERVICES	\$114,992.00	\$106,387.00	\$108,482.00	\$109,666.00	\$102,392.00	\$118,719.00
<b><u>MATERIALS &amp; SUPPLIES</u></b>						
TOTAL MATERIALS & SUPPLIES	\$1,362,154.00	\$1,735,209.00	\$1,935,851.00	\$1,813,000.00	\$1,973,550.00	\$2,153,000.00
<b><u>MAINTENANCE &amp; SERVICES</u></b>						
TOTAL MAINTENANCE SERVICES	\$1,014,855.00	\$229,940.00	\$355,610.00	\$640,939.00	\$630,869.00	\$853,185.00
<b><u>TRANSFERS OUT</u></b>						
TOTAL TRANSFERS OUT	\$59,006.00	\$58,108.00	\$54,218.00	\$0.00	\$0.00	\$0.00
<b><u>PROFESSIONAL FEES</u></b>						
TOTAL PROFESSIONAL FEES	\$14,429.00	\$9,881.00	\$450,563.00	\$14,850.00	\$56,374.00	\$14,850.00
<b><u>MISCELLANEOUS</u></b>						
TOTAL MISCELLANEOUS	\$9,015.00	\$6,205.00	\$1,780.00	\$600.00	\$198.00	\$600.00
<b><u>CAPITAL OUTLAY</u></b>						
TOTAL CAPITAL OUTLAY	\$0.00	\$755.00	\$657.00	\$33,000.00	\$3,945.00	\$86,500.00
<b><u>COMMENTS</u></b>						
<b>TOTAL GAS DISTRIBUTION</b>	<b>\$2,574,451</b>	<b>\$2,146,485</b>	<b>\$2,907,161</b>	<b>\$2,612,055</b>	<b>\$2,767,328</b>	<b>\$3,226,854</b>

CITY OF NAVASOTA  
 APPROVED BUDGET WORKSHEET  
 AS OF OCTOBER 1, 2019

**300-FUND  
 DEBT SERVICES  
 EXPENDITURES**

			(-----2018-2019-----)	(----2019-2020	
2015-2016	2016-2017	2017-2018	CURRENT	Y-T-D	PROPOSED
ACTUAL	ACTUAL	ACTUAL	BUDGET	ACTUAL	BUDGET

**BOND & LOAN DEBT**  
 TOTAL PERSONNEL SERVICES

\$9,829.00	\$7,110.00	\$2,666.00	\$0.00	\$0.00	\$0.00
------------	------------	------------	--------	--------	--------

**COMMENTS**

<b>TOTAL DEBT SERVICES</b>	\$9,829	\$7,110	\$2,666	\$0	\$0	\$0
----------------------------	---------	---------	---------	-----	-----	-----

CITY OF NAVASOTA  
 APPROVED BUDGET WORKSHEET  
 AS OF OCTOBER 1, 2019

**300-GAS FUND**

	<b>2015-2016</b>	<b>2016-2017</b>	<b>2017-2018</b>	<b>(-----2018-2019-----)</b>	<b>(----2019-2020</b>	
	<b>ACTUAL</b>	<b>ACTUAL</b>	<b>ACTUAL</b>	<b>CURRENT</b>	<b>Y-T-D</b>	
				<b>BUDGET</b>	<b>ACTUAL</b>	
					<b>PROPOSED</b>	
					<b>BUDGET</b>	
<b>TOTAL EXPENDITURES</b>	\$2,641,280	\$2,454,595	\$3,037,414	\$2,682,201	\$2,767,328	\$3,297,000
<b>TOTAL REVENUES</b>	\$2,096,531	\$2,918,687	\$3,226,923	\$2,682,200	\$3,909,735	\$3,297,000
<b>REVENUE OVER/(UNDER) EXPENDITURE</b>	(\$544,749)	\$464,092	\$189,509	(\$1)	\$1,142,407	\$0



**Sewer Fund**

CITY OF NAVASOTA  
 APPROVED BUDGET WORKSHEET  
 AS OF OCTOBER 1, 2019

**400-SEWER FUND**

**REVENUES**

	2015-2016	2016-2017	2017-2018	(-----2018-2019-----)	(----2019-2020
	ACTUAL	ACTUAL	ACTUAL	CURRENT	Y-T-D
				BUDGET	ACTUAL
					PROPOSED
					BUDGET

**TAXES AND OTHER GOVERNMENT**

TOTAL TAXES AND OTHER GOVERNMENT	\$2,651.00	\$4,086.00	\$6,313.00	\$7,000.00	\$21,149.00	\$10,500.00
----------------------------------	------------	------------	------------	------------	-------------	-------------

**CITY UTILITIES**

TOTAL CITY UTILITIES	\$1,330,180.00	\$1,427,247.00	\$1,369,076.00	\$1,493,000.00	\$1,274,960.00	\$1,522,000.00
----------------------	----------------	----------------	----------------	----------------	----------------	----------------

**MISCELLANEOUS**

TOTAL MISCELLANEOUS	\$0.00	\$44,280.00	\$571,058.00	\$0.00	\$0.00	\$200,000.00
---------------------	--------	-------------	--------------	--------	--------	--------------

**COMMENTS**

<b>TOTAL REVENUES</b>	<b>\$1,332,831</b>	<b>\$1,475,613</b>	<b>\$1,946,447</b>	<b>\$1,500,000</b>	<b>\$1,296,109</b>	<b>\$1,732,500</b>
-----------------------	--------------------	--------------------	--------------------	--------------------	--------------------	--------------------

CITY OF NAVASOTA  
 APPROVED BUDGET WORKSHEET  
 AS OF OCTOBER 1, 2019

**400-SEWER FUND  
 NON-DEPARTMENTAL  
 EXPENDITURES**

				(-----2018-2019-----)	(----2019-2020
	2015-2016	2016-2017	2017-2018	CURRENT	Y-T-D
	ACTUAL	ACTUAL	ACTUAL	BUDGET	ACTUAL
					PROPOSED
					BUDGET

MISCELLANEOUS  
 TOTAL MISCELLANEOUS

\$200,489.00	\$234,623.00	\$496,436.00	\$526,956.00	\$216,716.00	\$529,352.00
--------------	--------------	--------------	--------------	--------------	--------------

COMMENTS

<b>TOTAL NON DEPARTMENTAL</b>	\$200,489	\$234,623	\$496,436	\$526,956	\$216,716	\$529,352
-------------------------------	-----------	-----------	-----------	-----------	-----------	-----------

CITY OF NAVASOTA  
 APPROVED BUDGET WORKSHEET  
 AS OF OCTOBER 1, 2019

**400-SEWER FUND  
 DEBT SERVICES  
 EXPENDITURES**

				(-----2018-2019-----)	(----2019-2020
2015-2016	2016-2017	2017-2018	CURRENT	Y-T-D	PROPOSED
ACTUAL	ACTUAL	ACTUAL	BUDGET	ACTUAL	BUDGET

**BOND & LOAN DEBT**

TOTAL BOND & LOAN DEBT

\$0                      \$0                      \$0                      \$0                      \$0                      \$0

**COMMENTS**

TOTAL DEBT SERVICES

\$0                      \$0                      \$0                      \$0                      \$0                      \$0

CITY OF NAVASOTA  
 APPROVED BUDGET WORKSHEET  
 AS OF OCTOBER 1, 2019

**400-SEWER FUND  
 WASTE WTR TRMT PLANT  
 EXPENDITURES**

	<b>2015-2016</b>	<b>2016-2017</b>	<b>2017-2018</b>	<b>(-----2018-2019-----)</b>	<b>(----2019-2020</b>	
	<b>ACTUAL</b>	<b>ACTUAL</b>	<b>ACTUAL</b>	<b>CURRENT</b>	<b>Y-T-D</b>	<b>PROPOSED</b>
				<b>BUDGET</b>	<b>ACTUAL</b>	<b>BUDGET</b>
<b><u>PERSONNEL SERVICES</u></b>						
TOTAL PERSONNEL SERVICES	\$177,984.00	\$185,328.00	\$178,216.00	\$189,497.00	\$169,030.00	\$195,276.00
<b><u>MATERIALS &amp; SUPPLIES</u></b>						
TOTAL MATERIALS & SUPPLIES	\$23,866.00	\$26,490.00	\$26,404.00	\$31,000.00	\$27,167.00	\$31,000.00
<b><u>MAINTENANCE &amp; SERVICES</u></b>						
TOTAL MAINTENANCE SERVICES	\$98,414.00	\$62,164.00	\$56,222.00	\$116,500.00	\$103,398.00	\$56,500.00
<b><u>UTILITIES</u></b>						
TOTAL UTILITIES	\$69,362.00	\$71,721.00	\$79,923.00	\$80,000.00	\$46,282.00	\$80,000.00
<b><u>PROFESSIONAL FEES</u></b>						
TOTAL PROFESSIONAL FEES	\$48,835.00	\$44,605.00	\$46,642.00	\$63,100.00	\$55,275.00	\$63,100.00
<b><u>MISCELLANEOUS</u></b>						
TOTAL MISCELLANEOUS	\$8,646.00	\$3,086.00	\$2,357.00	\$0.00	\$0.00	\$0.00
<b><u>CAPITAL OUTLAY</u></b>						
TOTAL CAPITAL OUTLAY	\$0.00	\$6,008.00	\$10,571.00	\$12,000.00	\$9,312.00	\$212,000.00
<b><u>COMMENTS</u></b>						
<b>TOTAL WASTE WTR TRMT PLANT</b>	<b>\$427,107</b>	<b>\$399,402</b>	<b>\$400,335</b>	<b>\$492,097</b>	<b>\$410,464</b>	<b>\$637,876</b>

CITY OF NAVASOTA  
 APPROVED BUDGET WORKSHEET  
 AS OF OCTOBER 1, 2019

**400-SEWER FUND  
 SEWER COLLECTION  
 EXPENDITURES**

	<b>2015-2016</b>	<b>2016-2017</b>	<b>2017-2018</b>	<b>(-----2018-2019-----)</b>	<b>(----2019-2020</b>	
	<b>ACTUAL</b>	<b>ACTUAL</b>	<b>ACTUAL</b>	<b>CURRENT</b>	<b>Y-T-D</b>	<b>PROPOSED</b>
				<b>BUDGET</b>	<b>ACTUAL</b>	<b>BUDGET</b>
<b><u>PERSONNEL SERVICES</u></b>						
TOTAL PERSONNEL SERVICES	\$44,277.00	\$54,423.00	\$56,443.00	\$49,044.00	\$52,251.00	\$50,699.00
<b><u>MATERIALS &amp; SUPPLIES</u></b>						
TOTAL MATERIALS & SUPPLIES	\$2,819.00	\$5,329.00	\$4,351.00	\$3,600.00	\$3,722.00	\$3,600.00
<b><u>MAINTENANCE &amp; SERVICES</u></b>						
TOTAL MAINTENANCE SERVICES	\$531,128.00	\$413,010.00	\$407,769.00	\$496,304.00	\$492,894.00	\$496,273.00
<b><u>UTILITIES</u></b>						
TOTAL UTILITIES	\$7,093.00	\$7,919.00	\$7,888.00	\$17,000.00	\$13,074.00	\$7,000.00
<b><u>PROFESSIONAL FEES</u></b>						
TOTAL PROFESSIONAL FEES	\$849.00	\$0.00	\$0.00	\$0.00	\$0.00	\$0.00
<b><u>MISCELLANEOUS</u></b>						
TOTAL MISCELLANEOUS	\$8,646.00	\$3,086.00	\$2,357.00	\$2,000.00	\$1,139.00	\$0.00
<b><u>CAPITAL OUTLAY</u></b>						
TOTAL CAPITAL OUTLAY	\$263,044.00	\$0.00	\$0.00	\$0.00	\$0.00	\$7,700.00
<b><u>COMMENTS</u></b>						
<b>TOTAL SEWER COLLECTION</b>	<b>\$857,856</b>	<b>\$483,767</b>	<b>\$478,808</b>	<b>\$567,948</b>	<b>\$563,080</b>	<b>\$565,272</b>

CITY OF NAVASOTA  
 APPROVED BUDGET WORKSHEET  
 AS OF OCTOBER 1, 2019

**400-SEWER FUND**

	<b>2015-2016</b>	<b>2016-2017</b>	<b>2017-2018</b>	<b>(-----2018-2019-----)</b>	<b>(----2019-2020</b>	
	<b>ACTUAL</b>	<b>ACTUAL</b>	<b>ACTUAL</b>	<b>CURRENT</b>	<b>Y-T-D</b>	<b>PROPOSED</b>
				<b>BUDGET</b>	<b>ACTUAL</b>	<b>BUDGET</b>
<b>TOTAL EXPENDITURES</b>	\$1,485,452	\$1,117,792	\$1,375,579	\$1,587,001	\$1,190,260	\$1,732,500
<b>TOTAL REVENUES</b>	\$1,332,831	\$1,475,613	\$1,946,447	\$1,500,000	\$1,296,109	\$1,732,500
<b>REVENUE OVER/(UNDER) EXPENDITURE:</b>	(\$152,621)	\$357,821	\$570,868	(\$87,001)	\$105,849	\$0



**Other Funds**

CITY OF NAVASOTA  
 APPROVED BUDGET WORKSHEET  
 AS OF OCTOBER 1, 2019

**525-CEMETERY OPERATING FUND**

**REVENUES**

				(-----2018-2019-----)	(----2019-2020	
	2015-2016	2016-2017	2017-2018	CURRENT	Y-T-D	PROPOSED
	ACTUAL	ACTUAL	ACTUAL	BUDGET	ACTUAL	BUDGET

**TAXES AND OTHER GOVERNMENT**

TOTAL TAXES AND OTHER GOVERNMENT	\$2,205.00	\$1,545.00	\$1,834.00	\$3,000.00	\$3,021.00	\$3,000.00
----------------------------------	------------	------------	------------	------------	------------	------------

**COMMENTS**

<b>TOTAL REVENUES</b>	<b>\$2,205</b>	<b>\$1,545</b>	<b>\$1,834</b>	<b>\$3,000</b>	<b>\$3,021</b>	<b>\$3,000</b>
-----------------------	----------------	----------------	----------------	----------------	----------------	----------------

CITY OF NAVASOTA  
 APPROVED BUDGET WORKSHEET  
 AS OF OCTOBER 1, 2019

**525-CEMETERY OPERATING FUND  
 NON-DEPARTMENTAL  
 EXPENDITURES**

				(-----2018-2019-----)	(----2019-2020
2015-2016	2016-2017	2017-2018	CURRENT	Y-T-D	PROPOSED
ACTUAL	ACTUAL	ACTUAL	BUDGET	ACTUAL	BUDGET

MISCELLANEOUS  
 TOTAL MISCELLANEOUS

\$0                      \$0                      \$0                      \$0                      \$0                      \$0

COMMENTS

TOTAL NON DEPARTMENTAL

\$0                      \$0                      \$0                      \$0                      \$0                      \$0

CITY OF NAVASOTA  
 APPROVED BUDGET WORKSHEET  
 AS OF OCTOBER 1, 2019

525-CEMETERY OPERATING FUND

	2015-2016	2016-2017	2017-2018	(-----2018-2019-----)	(----2019-2020
	ACTUAL	ACTUAL	ACTUAL	CURRENT BUDGET	PROPOSED BUDGET
				Y-T-D ACTUAL	
TOTAL EXPENDITURES	\$0	\$0	\$0	\$0	\$0
TOTAL REVENUES	\$2,205	\$1,545	\$1,834	\$3,000	\$3,021
REVENUE OVER/(UNDER) EXPENDITURE	\$2,205	\$1,545	\$1,834	\$3,000	\$3,021

CITY OF NAVASOTA  
 APPROVED BUDGET WORKSHEET  
 AS OF OCTOBER 1, 2019

525-CEMETERY OPERATING FUND

REVENUES

	2015-2016	2016-2017	2017-2018	(-----2018-2019-----)	(----2019-2020	
	ACTUAL	ACTUAL	ACTUAL	CURRENT	Y-T-D	PROPOSED
				BUDGET	ACTUAL	BUDGET
<b><u>CITY AND OTHER GOVERNMENT</u></b>						
TOTAL CITY AND OTHER GOVERNMENT	\$1,097.00	\$496.00	\$2,436.00	\$2,000.00	\$5,469.00	\$2,000.00
<b><u>CITY UTILITIES</u></b>						
TOTAL CITY UTILITIES	\$29,636.00	\$61,192.00	\$30,825.00	\$31,000.00	\$32,555.00	\$31,000.00
<b><u>MISCELLANEOUS</u></b>						
TOTAL MISCELLANEOUS	\$0.00	\$50.00	\$250.00	\$32,000.00	\$175.00	\$32,000.00
 <b><u>COMMENTS</u></b>						
 <b>TOTAL REVENUES</b>	 \$30,733	 \$61,738	 \$33,511	 \$65,000	 \$38,199	 \$65,000

CITY OF NAVASOTA  
 APPROVED BUDGET WORKSHEET  
 AS OF OCTOBER 1, 2019

525-CEMETERY OPERATING FUND  
 NON-DEPARTMENTAL  
 EXPENDITURES

				(-----2018-2019-----)	(----2019-2020
2015-2016	2016-2017	2017-2018	CURRENT	Y-T-D	PROPOSED
ACTUAL	ACTUAL	ACTUAL	BUDGET	ACTUAL	BUDGET

MISCELLANEOUS

TOTAL MISCELLANEOUS

\$0                      \$0                      \$0                      \$0                      \$0                      \$0

COMMENTS

TOTAL NON DEPARTMENTAL

\$0                      \$0                      \$0                      \$0                      \$0                      \$0

CITY OF NAVASOTA  
 APPROVED BUDGET WORKSHEET  
 AS OF OCTOBER 1, 2019

**525-CEMETERY OPERATING FUND**  
**CEMETERY**  
**EXPENDITURES**

	2015-2016	2016-2017	2017-2018	(-----2018-2019-----)	(----2019-2020	
	ACTUAL	ACTUAL	ACTUAL	CURRENT	Y-T-D	PROPOSED
				BUDGET	ACTUAL	BUDGET

**MATERIALS & SUPPLIES**

TOTAL MATERIALS & SUPPLIES	\$866.00	\$50.00	\$42.00	\$1,016.00	\$0.00	\$1,016.00
----------------------------	----------	---------	---------	------------	--------	------------

**MAINTENANCE & SERVICES**

TOTAL MAINTENANCE SERVICES	\$11,550.00	\$5,053.00	\$6,232.00	\$63,984.00	\$1,211.00	\$63,984.00
----------------------------	-------------	------------	------------	-------------	------------	-------------

**UTILITIES**

TOTAL UTILITIES	\$165.00	\$160.00	\$371.00	\$0.00	\$292.00	\$0.00
-----------------	----------	----------	----------	--------	----------	--------

**COMMENTS**

<b>TOTAL CEMETERY</b>	\$12,581	\$5,263	\$6,645	\$65,000	\$1,503	\$65,000
-----------------------	----------	---------	---------	----------	---------	----------

CITY OF NAVASOTA  
 APPROVED BUDGET WORKSHEET  
 AS OF OCTOBER 1, 2019

525-CEMETERY OPERATING FUND

	2015-2016	2016-2017	2017-2018	(-----2018-2019-----)	(----2019-2020	
	ACTUAL	ACTUAL	ACTUAL	CURRENT	Y-T-D	PROPOSED
				BUDGET	ACTUAL	BUDGET
TOTAL EXPENDITURES	\$12,581	\$5,263	\$6,645	\$65,000	\$1,503	\$65,000
TOTAL REVENUES	\$30,733	\$61,738	\$33,511	\$65,000	\$38,199	\$65,000
REVENUE OVER/(UNDER) EXPENDITURE	\$18,152	\$56,475	\$26,866	\$0	\$36,696	\$0

CITY OF NAVASOTA  
 APPROVED BUDGET WORKSHEET  
 AS OF : OCTOBER 1, 2019

530-BOARD OF FIREMAN SERVICE

REVENUES

				(-----2018-2019-----)	(----2019-2020
2015-2016	2016-2017	2017-2018	CURRENT	Y-T-D	PROPOSED
ACTUAL	ACTUAL	ACTUAL	BUDGET	ACTUAL	BUDGET

MISCELLANEOUS

TOTAL MISCELLANEOUS

\$10.00	\$57.00	\$57.00	\$700.00	\$51.00	\$700.00
---------	---------	---------	----------	---------	----------

COMMENTS

TOTAL REVENUES

\$10	\$57	\$57	\$700	\$51	\$700
------	------	------	-------	------	-------

CITY OF NAVASOTA  
 APPROVED BUDGET WORKSHEET  
 AS OF : OCTOBER 1, 2019

530-BOARD OF FIREMAN SERVICE

FIRE

EXPENDITURES

				(-----2018-2019-----)	(----2019-2020
2015-2016	2016-2017	2017-2018	CURRENT	Y-T-D	PROPOSED
ACTUAL	ACTUAL	ACTUAL	BUDGET	ACTUAL	BUDGET

MISCELLANEOUS

TOTAL MISCELLANEOUS

\$633.00	\$667.00	\$500.00	\$700.00	\$500.00	\$700.00
----------	----------	----------	----------	----------	----------

COMMENTS

TOTAL NON DEPARTMENTAL

\$633	\$667	\$500	\$700	\$500	\$700
-------	-------	-------	-------	-------	-------

CITY OF NAVASOTA  
 APPROVED BUDGET WORKSHEET  
 AS OF : OCTOBER 1, 2019

530-BOARD OF FIREMAN SERVICE

	2015-2016	2016-2017	2017-2018	(-----2018-2019-----)	(----2019-2020
	ACTUAL	ACTUAL	ACTUAL	CURRENT BUDGET	PROPOSED BUDGET
				Y-T-D ACTUAL	
TOTAL EXPENDITURES	\$633	\$667	\$500	\$700	\$700
TOTAL REVENUES	\$10	\$57	\$57	\$700	\$700
REVENUE OVER/(UNDER) EXPENDITURE	(\$623)	(\$610)	(\$443)	\$0	\$0

CITY OF NAVASOTA  
 APPROVED BUDGET WORKSHEET  
 AS OF : OCTOBER 1 , 2019

**540-GRANT FUND**

**REVENUES**

				(-----2018-2019-----)	(----2019-2020
2015-2016	2016-2017	2017-2018	CURRENT	Y-T-D	PROPOSED
ACTUAL	ACTUAL	ACTUAL	BUDGET	ACTUAL	BUDGET

**MISCELLANEOUS**

**TOTAL MISCELLANEOUS**

\$55,529      \$8,452      \$27,761      \$383,500      \$404,384      \$3,413,500

**COMMENTS**

**TOTAL REVENUES**

\$55,529      \$8,452      \$27,761      \$383,500      \$404,384      \$3,413,500

CITY OF NAVASOTA  
 APPROVED BUDGET WORKSHEET  
 AS OF : OCTOBER 1 , 2019

**540-GRANT FUND**

**EXPENDITURES**

				(-----2018-2019-----)	(----2019-2020
	2015-2016	2016-2017	2017-2018	CURRENT	Y-T-D
	ACTUAL	ACTUAL	ACTUAL	BUDGET	ACTUAL
					PROPOSED
					BUDGET

MISCELLANEOUS

TOTAL MISCELLANEOUS

\$55,529	\$8,452	\$12,949	\$733,500	\$563,634	\$3,413,500
----------	---------	----------	-----------	-----------	-------------

COMMENTS

TOTAL NON DEPARTMENTAL

\$55,529	\$8,452	\$12,949	\$733,500	\$563,634	\$3,413,500
----------	---------	----------	-----------	-----------	-------------

CITY OF NAVASOTA  
 APPROVED BUDGET WORKSHEET  
 AS OF : OCTOBER 1 , 2019

**540-GRANT FUND**

				(-----2018-2019-----)	(----2019-2020	
	2015-2016	2016-2017	2017-2018	CURRENT	Y-T-D	PROPOSED
	ACTUAL	ACTUAL	ACTUAL	BUDGET	ACTUAL	BUDGET
<b>TOTAL EXPENDITURES</b>	\$55,529	\$8,452	\$12,949	\$733,500	\$563,634	\$3,413,500
<b>TOTAL REVENUES</b>	\$55,529	\$8,452	\$27,761	\$383,500	\$404,384	\$3,413,500
<b>REVENUE OVER/(UNDER) EXPENDITURE:</b>	\$0	\$0	\$14,812	(\$350,000)	(\$159,250)	\$0

CITY OF NAVASOTA  
 APPROVED BUDGET WORKSHEET  
 AS OF :OCTOBER 1, 2019

**905-CAPITAL PROJECTS**

**REVENUES**

				(-----2018-2019-----)		(----2019-2020
2015-2016	2016-2017	2017-2018	CURRENT	Y-T-D	PROPOSED	
ACTUAL	ACTUAL	ACTUAL	BUDGET	ACTUAL	BUDGET	

MISCELLANEOUS

TOTAL MISCELLANEOUS

\$0.00      \$3,375,350.00      \$4,726.00      \$1,600,000.00      \$1,901.00      \$1,600,000.00

COMMENTS

ND PROCEEDS FOR NEW CAPITAL PROJECTS

**TOTAL REVENUES**

\$0      \$3,375,350      \$4,726      \$1,600,000      \$1,901      \$1,600,000



CITY OF NAVASOTA  
 APPROVED BUDGET WORKSHEET  
 AS OF :OCTOBER 1, 2019

**905-CAPITAL PROJECTS**

	<b>2015-2016</b>	<b>2016-2017</b>	<b>2017-2018</b>	<b>(-----2018-2019-----)</b>	<b>(----2019-2020</b>	
	<b>ACTUAL</b>	<b>ACTUAL</b>	<b>ACTUAL</b>	<b>CURRENT</b>	<b>Y-T-D</b>	<b>PROPOSED</b>
				<b>BUDGET</b>	<b>ACTUAL</b>	<b>BUDGET</b>
<b>TOTAL EXPENDITURES</b>	\$0	\$288,908	\$2,135,104	\$1,040,420	\$394,202	\$1,600,000
<b>TOTAL REVENUES</b>	\$0	\$3,375,350	\$4,726	\$1,600,000	\$1,901	\$1,600,000
<b>REVENUE OVER/(UNDER) EXPENDITURE</b>	\$0	\$3,086,442	(\$2,130,378)	\$559,580	(\$392,301)	\$0

CITY OF NAVASOTA  
 APPROVED BUDGET WORKSHEET  
 AS OF :OCTOBER 1 , 2019

930-HOTEL

REVENUES

	2015-2016	2016-2017	2017-2018	(-----2018-2019-----)		(----2019-2020
	ACTUAL	ACTUAL	ACTUAL	CURRENT	Y-T-D	PROPOSED
				BUDGET	ACTUAL	BUDGET

TAXES AND OTHER GOVERNMENT

TOTAL TAXES AND OTHER GOVERNMENT	\$154,314.00	\$142,607.00	\$140,169.00	\$141,000.00	\$149,522.00	\$141,000.00
----------------------------------	--------------	--------------	--------------	--------------	--------------	--------------

MISCELLANEOUS

TOTAL MISCELLANEOUS	\$0	\$0	\$169	\$0	\$835	\$0
---------------------	-----	-----	-------	-----	-------	-----

COMMENTS

TOTAL REVENUES	\$154,314	\$142,607	\$140,338	\$141,000	\$150,357	\$141,000
----------------	-----------	-----------	-----------	-----------	-----------	-----------

CITY OF NAVASOTA  
 APPROVED BUDGET WORKSHEET  
 AS OF :OCTOBER 1 , 2019

**930-HOTEL  
 NON-DEPARTMENTAL  
 EXPENDITURES**

				(-----2018-2019-----)	(----2019-2020
	2015-2016	2016-2017	2017-2018	CURRENT	Y-T-D
	ACTUAL	ACTUAL	ACTUAL	BUDGET	ACTUAL
					PROPOSED
					BUDGET
<b><u>MISCELLANEOUS</u></b>					
TOTAL MISCELLANEOUS	\$291,905.00	\$28,800.00	\$233,442.00	\$141,000.00	\$140,000.00
					\$141,000.00

**COMMENTS**

<b>TOTAL NON DEPARTMENTAL</b>	\$291,905	\$28,800	\$233,442	\$141,000	\$140,000	\$141,000
-------------------------------	-----------	----------	-----------	-----------	-----------	-----------

CITY OF NAVASOTA  
 APPROVED BUDGET WORKSHEET  
 AS OF :OCTOBER 1 , 2019

930-HOTEL

	2015-2016	2016-2017	2017-2018	(-----2018-2019-----)	(----2019-2020	
	ACTUAL	ACTUAL	ACTUAL	CURRENT	Y-T-D	PROPOSED
				BUDGET	ACTUAL	BUDGET
TOTAL EXPENDITURES	\$291,905	\$28,800	\$233,442	\$141,000	\$140,000	\$141,000
TOTAL REVENUES	\$154,314	\$142,607	\$140,338	\$141,000	\$150,357	\$141,000
REVENUE OVER/(UNDER) EXPENDITURE	(\$137,591)	\$113,807	(\$93,104)	\$0	\$10,357	\$0

CITY OF NAVASOTA  
 APPROVED BUDGET WORKSHEET  
 AS OF OCTOBER 1 , 2019

**945-BOND FUND GEN OBLIGATION**

REVENUES				-----2018-2019-----		-----2019-2020
	2015-2016 ACTUAL	2016-2017 ACTUAL	2017-2018 ACTUAL	CURRENT BUDGET	Y-T-D ACTUAL	PROPOSED BUDGET
<u>TRANSFERS</u>						
TOTAL TRANSFERS	\$398,581.00	\$401,852.00	\$364,118.00	\$374,000.00	\$370,918.00	\$374,000.00
<u>MISCELLANEOUS</u>						
TOTAL MISCELLANEOUS	\$400,978.00	\$9,298,674.00	\$557,466.00	\$583,000.00	\$1,306,677.00	\$587,792.00
 <u>COMMENTS</u>  						
<b>TOTAL REVENUES</b>	\$799,559	\$9,700,526	\$921,584	\$957,000	\$1,677,595	\$961,792

CITY OF NAVASOTA  
 APPROVED BUDGET WORKSHEET  
 AS OF OCTOBER 1 , 2019

**945-BOND FUND GEN OBLIGATION  
 NON-DEPARTMENTAL  
 EXPENDITURES**

	2015-2016	2016-2017	2017-2018	(-----2018-2019-----)	(----2019-2020	
	ACTUAL	ACTUAL	ACTUAL	CURRENT	Y-T-D	PROPOSED
				BUDGET	ACTUAL	BUDGET
<b><u>BOND &amp; LOAN DEBT</u></b>						
TOTAL BOND & LOAN DEBT	\$771,611.00	\$9,632,456.00	\$958,805.00	\$957,000.00	\$956,631.00	\$957,000.00

**COMMENTS**

TOTAL NON DEPARTMENTAL      \$771,611      \$9,632,456      \$958,805      \$957,000      \$956,631      \$957,000

CITY OF NAVASOTA  
 APPROVED BUDGET WORKSHEET  
 AS OF OCTOBER 1 , 2019

945-BOND FUND GEN OBLIGATION

	2015-2016	2016-2017	2017-2018	(-----2018-2019-----)	(----2019-2020	
	ACTUAL	ACTUAL	ACTUAL	CURRENT	Y-T-D	PROPOSED
				BUDGET	ACTUAL	BUDGET
TOTAL EXPENDITURES	\$771,611	\$9,632,456	\$958,805	\$773,188	\$956,631	\$957,000
TOTAL REVENUES	\$799,559	\$9,700,526	\$921,584	\$748,705	\$1,677,595	\$961,792
REVENUE OVER/(UNDER) EXPENDITURE	\$27,948	\$68,070	(\$37,221)	\$0	\$720,964	\$4,792